



CUMBERLAND UNIVERSITY

2009 BULLDOG BASEBALL

1 NAIA National Championship (2004), 2 Runner-up Finishes, 10 World Series Appearances

Cumberland Sports Information • One Cumberland Square • Lebanon, Tenn. 37132 • Fax (615) 443-8422

Jo Jo Freeman, Sports Information Director • (615) 547-1350 • Email - jfreeman@cumberland.edu

2009 SCHEDULE/RESULTS

DATE	OPPONENT	TIME/RESULT (INN)
F. 13	at #18 Auburn-Montgomery	L, 4-1 (6)
F. 14	at Faulkner Univ.	W, 6-0 (7)
F. 14	at Faulkner Univ.	W, 15-0 (5)
F. 15	at #18 Auburn-Montgomery	L, 12-6 (7)
F. 15	at #18 Auburn-Montgomery	W, 7-6 (7)
F. 21	Iowa Wesleyan	W, 14-4 (5)
F. 21	Iowa Wesleyan	W, 7-3 (7)
F. 22	Iowa Wesleyan	W, 6-5 (7)
F. 22	Iowa Wesleyan	L, 4-2 (6)
F. 27	Missouri Baptist	L, 4-1 (7)
F. 27	Missouri Baptist	L, 6-0 (7)
F. 28	Missouri Baptist	canceled
M. 2	vs. St. Xavier\$	L, 6-2 (7)
M. 2	at #13 Embry-Riddle	L, 3-1 (7)
M. 3	vs. St. Xavier\$	W, 3-2 (7)
M. 3	at #13 Embry-Riddle	L, 6-2 (7)
M. 4	vs. #6 Bellevue Univ.\$	W, 7-6 (7)
M. 5	at #13 Embry-Riddle	L, 8-5 (9)
M. 13	Bethel College*	W, 8-2 (7)
M. 13	Bethel College*	L, 4-2 (7)
M. 14	Bethel College*	L, 21-4 (7)
M. 15	Lindsey Wilson	W, 6-1 (7)
M. 15	Lindsey Wilson	L, 7-4 (7)
M. 18	at Georgetown College	L, 5-0 (7)
M. 18	at Georgetown College	L, 2-1 (7)
M. 20	Mid-Continent*	W, 5-0 (9)
M. 21	Mid-Continent*	W, 14-2 (6)
M. 21	Mid-Continent*	W, 8-0 (7)
M. 24	Georgetown College	W, 14-0 (7)
M. 25	Tennessee Wesleyan	canceled
M. 28	at Lyon College*	W, 11-10 (10)
M. 28	at Lyon College*	W, 13-1 (5)
M. 29	at Lyon College*	W, 6-1 (9)
A. 1	at #8 Campbellsville	W, 8-3 (9)
A. 3	Union Univ.*	W, 4-2 (9)
A. 4	Union Univ.*	W, 5-3 (7)
A. 4	Union Univ.*	W, 7-1 (7)
A. 6	at Lindsey Wilson	canceled
A. 8	#9 Campbellsville	W, 19-8 (7)
A. 10	#18 Trevecca*	L, 2-1 (10)
A. 11	#18 Trevecca*	W, 7-5 (11)
A. 11	#18 Trevecca*	W, 8-6 (7)
A. 15	at Milligan College	W, 3-0 (7)
A. 15	at Milligan College	L, 3-1 (7)
A. 16	Georgetown College	L, 9-7 (9)
A. 17	at Lambuth	W, 8-0 (7)
A. 17	at Lambuth	L, 7-6 (7)
A. 18	at Lambuth	W, 4-3 (9)
A. 21	at #11 Lee Univ.	L, 16-5 (7)
A. 24	at Freed-Hardeman*	L, 7-6 (9)
A. 25	at Freed-Hardeman*	W, 20-16 (8)
A. 26	at Freed-Hardeman*	L, 14-3 (5)
A. 27	at #10 Campbellsville	canceled
A. 30	Martin Methodist (DH)*	W, 14-5 (7)
A. 30	Martin Methodist*	W, 9-1 (7)
M. 1	Martin Methodist*	canceled
M. 4	Martin Methodist#	Noon

\$ - Games played in Daytona Beach, Fla.
 # - TranSouth Championships, Jackson, Tenn.
 * - TranSouth Conference game
 All game times Central Time
 Home games in **Bold**

Cumberland (30-21, 15-5) at TranSouth Championships

When: May 4-7, 2009
Site: Jackson, Tenn. -- Fesmire Field
Radio: 1490 AM WCOR -- Mitch Walters (play-by-play)
Notes: Cumberland begins play in the TranSouth Championships Monday at Fesmire Field in Jackson, Tenn. ... The Bulldogs are 24-3 in the TranSouth Championships since joining the league prior to the 2003 season ... CU has won five of the six tournaments in the TranSouth and has won 13 straight games overall in claiming the last three tourney titles ... CU plays Martin Methodist in the first round, a team the Bulldogs swept a doubleheader from just four days ago.

CU has big success in TSAC Championships

Cumberland has won five of the six TranSouth Championships since entering the league in 2003, including three straight for the Bulldogs, who are 24-3 over the six-year span. CU has posted 13 consecutive victories in the tournament, winning five straight contests in each of the last two seasons to claim the tourney title. The Bulldogs have won nine of the last 11 conference tournaments in which they have played, claiming Mid-South Championship titles in 1998, 1999, 2001 and 2002 before claiming tourney titles in the TranSouth in 2003, 2004, 2006, 2007 and 2008. A full list of the results from the six TranSouth Championships appears on Page 5.

TranSouth Championships - CU versus ...

Lyon College	4-0	Freed-Hardeman	2-0
Berry College	3-0	Trevecca	4-1
Lee Univ.	1-0	Lyon College	3-0
Martin Methodist	6-1	Bethel College	1-0
Union Univ.	2-1	Crichton College	1-0

Bulldogs love month of May

As with many successful college baseball programs in both the NCAA and NAIA, Cumberland University has played some of its best during the month of May, but especially during this decade when the Bulldogs have made four NAIA World Series appearances in the last five seasons. CU is 66-17 during the month of May over the last seven seasons, winning double-figure games four straight campaigns from 2004-07, all years in which the Bulldogs ended the season at the World Series in Lewiston, Idaho.

2002	5-2	2006	12-2
2003	5-3	2007	10-3
2004	16-0	2008	7-2
2005	11-5		

CU takes on Redhawks again

Cumberland faces Martin Methodist in the first round Monday at Noon after winning two games from the Redhawks last Thursday in Lebanon. Friday's series finale was rained out. The Bulldogs rivalry with Martin Methodist dates to when both schools were junior colleges. The Bulldogs and Redhawks have played 30 times over the last eight seasons, with CU holding a 23-7 edge in the series. The Bulldogs have won the conference series in each of the last seven campaigns, including three-game sweeps in 2005 and 2006. The clubs have also played in the TranSouth Championships in 2003 (1 win for each team), 2004 (1 CU victory) and 2008 (2 CU wins), and the Region XI Tournament in 2003 (1 CU win) and 2004 (2 CU victories).

3/06/02	Home	L, 6-4
3/24/02	Pulaski, Tenn.	L, 15-11
3/15/03	Home	W, 6-5
3/15/03	Home	L, 6-1
3/16/03	Home	W, 6-4
5/02/03	Jackson, Tenn.	L, 4-2
5/03/03	Jackson, Tenn.	W, 13-9
5/08/03	Cleveland, Tenn.	W, 7-2
3/13/04	Pulaski, Tenn.	W, 13-2
3/13/04	Pulaski, Tenn.	L, 5-3
3/14/04	Pulaski, Tenn.	W, 16-8
5/05/04	Cleveland, Tenn.	W, 12-1
5/06/04	Cleveland, Tenn.	W, 25-5
3/25/05	Home	W, 8-1
3/25/05	Home	W, 5-1
3/26/05	Home	W, 9-0
5/04/05	Nashville, Tenn.	W, 8-5
3/24/06	Pulaski, Tenn.	W, 7-0
3/25/06	Pulaski, Tenn.	W, 9-2
3/25/06	Pulaski, Tenn.	W, 10-8
3/17/07	Home	L, 3-1
3/18/07	Home	W, 11-5
3/18/07	Home	W, 11-2
3/12/08	Pulaski, Tenn.	W, 6-5
3/12/08	Pulaski, Tenn.	L, 5-3
3/13/08	Pulaski, Tenn.	W, 9-7
4/29/08	Millington, Tenn.	W, 5-4
5/01/08	Millington, Tenn.	W, 7-5
4/30/09	Home	W, 14-5
4/30/09	Home	W, 9-1

GENERAL INFORMATION

Location Lebanon, Tenn.
 Enrollment/Founded 1,351/1842
 Nickname Bulldogs
 Colors Cardinal and White
 President Dr. Harvill Easton
 Director of Athletics Ron Pavan
 Website www.cumberland.edu/athletics
 Conference TranSouth
 Home Field Ernest L. Stockton Field (500)
 Dimensions
 LF - 315, LC - 385, CF - 395, RC - 385, RF - 305

MEDIA RELATIONS

Director Jo Jo Freeman
 Freeman's E-mail jfreeman@cumberland.edu
 Freeman's Office Phone 615/547-1350
 Freeman's Home Phone 615/631-9522
 Media Relations Fax 615/443-8422
 Mailing Address One Cumberland Square
 Lebanon, TN 37087

COACHING STAFF

Head Coach Wood Hunt
 Alma Mater/Year Belmont/1980
 Career Record 1223-510-3/27+ Seasons
 CU as 4-year school 1162-484-3/25+ Seasons
 CU as 2-year school 61-26/2 Seasons
 Hunt's Office Phone 615/547-1366
 Assistant Coach Kevin Hite (Cumberland, 1996)
 Hite's Office Phone 615/547-1362
 Assistant Coach Ryan Hunt (Cumberland, 2003)
 Hunt's Office Phone 615/547-1365
 Graduate Asst. Bryant Baines (Cumberland, 2007)
 Graduate Asst. Chuck MacFarlane (Cumberland, 2005)
 Volunteer Asst. Chris Schrock (Cumberland, 1999)
 Volunteer Asst. Mike Minkel (Cumberland, 2005)
 Student Assistant Mark Giveden

TEAM INFORMATION

2008 Record 46-21
 2008 TransSouth Regular Season Finish 16-10/3rd
 2008 TransSouth Tournament Finish 1st
 2008 National Finish NA
 2008 Postseason Super Regional (L, 2-1)
 Pitchers Returning/Lost 1/5
 Starters Returning/Lost 4/5
 Newcomers 22

2009 CUMBERLAND ROSTER

No.	Name	Pos.	Ht.	Wt.	Cl.	B/T	Hometown/Previous School
1	Jason Frost	IF	5-7	140	SR	R-R	Sanford, Fla./Seminole HS (Seminole CC)
2	Chris Fanning	OF	5-10	185	r-SR	L-L	Huntland, Tenn./Huntland HS
3	Will Curry	IF	6-1	175	SR	R-R	Stuart, Fla./Martin County HS (Indian River CC)
4	Matt Burton	RHP	5-8	160	r-SR	R-R	Lebanon, Tenn./Wilson Central HS
5	Kyle West	C	5-9	185	r-SR	R-R	Marietta, Ga./Sprayberry HS (Oklahoma State)
7	Adam Sprague	LHP	6-0	185	JR	L-L	Winter Park, Fla./Winter Park HS (Seminole CC)
8	Matt Holliman	IF	5-11	190	JR	L-R	Memphis, Tenn./Germantown HS (Dyersburg State CC)
10	Matt Greener	IF	5-10	190	JR	R-R	Jupiter, Fla./Jupiter HS (Palm Beach CC)
11	Tyler Fisher	OF	6-3	210	SO	R-R	Kokomo, Ind./Taylor HS
13	Clint Alexander	1B	5-11	210	r-SR	R-R	Murfreesboro, Tenn./Riverdale HS (Tennessee Tech)
14	Blake Simmons	OF	6-2	190	SR	L-R	Mt. Juliet, Tenn./Wilson Central HS (Dyersburg State CC)
15	Luke Whittaker	RHP	6-2	170	JR	R-R	Cottontown, Tenn./White House HS (Cleveland State CC)
16	Shawn Schaefer	LHP	5-11	170	JR	R-L	Pitt Meadows, B.C./Pitt Meadows Sec. (Univ. of British Colum.)
17	Max Kautz	OF	6-0	200	JR	R-R	Palo Alto, Calif./Florida Air Academy (Canada CC)
18	Sam Kikla	IF	6-3	190	JR	R-R	Malabar, Fla./Palm Bay HS (Seminole CC)
19	Matt Vance	RHP	6-3	180	r-SO	R-R	Castalian Springs, Tenn./Trousdale County HS
20	Babich Cowan	RHP	5-10	180	SR	R-R	Fairfield, Calif./Vanden HS (Solano CC)
21	Jeremy Malmendier	IF	5-10	170	JR	L-R	Folsom, Calif./Folsom HS (Sacramento City CC)
22	Eric Mull	3B	5-10	220	r-SR	R-R	San Jose, Calif./Oak Grove HS (Skyline CC)
23	Richard Timbrook	RHP	6-3	195	SR	R-R	Independence, Mo./Truman HS (Emporia State)
24	Zack Diekmann	OF	6-3	240	SR	R-R	Niceville, Fla./Niceville HS (Tallahassee CC)
25	Charlie Belote	OF	6-2	210	r-SR	R-R	Gallatin, Tenn./Gallatin HS
26	Robert Post	RHP	6-2	185	r-JR	R-R	Mt. Juliet, Tenn./Mt. Juliet Christian Academy
27	Taylor Hatfield	IF	6-1	190	r-FR	L-R	Lexington, Ky./Lexington Catholic HS
28	Dave Weyer	OF	5-9	160	JR	R-R	Oak Lawn, Ill./St. Rita HS (Phoenix College)
29	Evan Sanders	C	6-0	190	r-SO	R-R	Mt. Juliet, Tenn./Wilson Central HS
30	Jeremy Wilson	OF	5-8	180	SR	R-R	Lexington, Ky./Lexington Catholic HS
31	Eric Spivey	RHP	6-6	230	r-SR	R-R	Ocala, Fla./Bellevue HS (Central Florida CC)
32	Michael Wheeler	C	5-10	205	SR	R-R	Mt. Juliet, Tenn./Friendship Christian (Walters State CC)
33	Lee Verwell	LHP	6-4	215	SO	L-L	Toronto, Ontario/Malvern Collegiate (Crowder College)
34	Briggs Dixon	RHP	6-2	217	r-JR	R-R	Murphy, N.C./Murphy HS
35	Corey Merrill	1B	6-3	220	SR	R-R	Old Hickory, Tenn./Donelson Christian Academy
36	James Parker	RHP	6-2	200	r-SR	R-R	Mt. Juliet, Tenn./Wilson Central HS
37	Christian Jennings	LHP	6-0	150	r-FR	L-L	Lebanon, Tenn./Lebanon HS (Carson-Newman)
40	Brian Karahalios	C	6-0	190	JR	L-R	Jacksonville, Fla./Bishop Kenny HS (Pasco-Hernando CC)
41	Adrian Mull	1B	5-11	220	JR	L-R	San Jose, Calif./Leigh HS (Skyline CC)
44	Ryan Williams	IF	5-11	180	FR	R-R	Murfreesboro, Tenn./LaVergne HS

COACHING STAFF

6 Woody Hunt, Head Coach, 28th Season (Belmont, 1980)
 12 Kevin Hite, Assistant Coach, 9th Season (Cumberland, 1996)
 16 Ryan Hunt, Assistant Coach, 7th Season (Cumberland, 2003)
 Bryant Baines, Graduate Assistant (Cumberland, 2005)
 Chuck MacFarlane, Graduate Assistant (Cumberland, 2007)
 Chris Schrock, Volunteer Assistant (Cumberland, 1999)
 Mike Minkel, Volunteer Assistant (Cumberland, 2005)
 Mark Giveden, Student Assistant

Pitching gets back to the lead

Cumberland's pitching staff has been perhaps the most consistent aspect to this year's rather inconsistent club, but the staff as a whole, and particularly the bullpen, laid a huge egg at Freed-Hardeman on April 24-25. The staff posted an ERA of 9.97 in the three games, allowing 40 hits and 10 home runs in 21.2 innings of work. The bullpen was especially horrendous, giving up 18 hits and six homers in 4.2 innings with an ERA of 25.07. The Bulldog defense did not help matters as well, committing eight errors in the three contests, including five in Saturday's finale. But the staff returned to form against Martin Methodist, allowing just three earned runs in two contests, including six shutout innings from Robert Post. The team ERA in the two games was 1.93 with only 10 hits allowed in 14 innings of work. For the season the Bulldog hurlers rank in the Top 30 nationally in five categories, including 23rd in hits

allowed (7.33), 26th in walks allowed (2.49), 28th in earned runs (3.52) and opponent batting average (.266), and 29th in earned-run-average (4.45). The unit also ranks 37th in the country in runs allowed per game (4.82). In the team's 30 victories this season, the staff ERA is a fantastic 2.65 with 161 strikeouts in 221.0 innings and a .235 opponent batting average. On the flipside, in the club's 21 losses the pitchers have posted a 7.11 ERA in 143.0 innings with a .309 opponent batting average. The Bulldog defense also helps out, ranking 31st nationally in fielding percentage.

Kikla keeps putting up extra bases

Junior Sam Kikla has enjoyed quite a stretch of games for the Bulldogs over the last two weeks, going 12-for-22 (.545) with eight runs scored, five doubles, three home runs, 15 RBIs and eight runs scored. The junior has hit safely in all six contests

and currently has an eight-game hitting streak. He singled and scored in a midweek contest at Lee University on April 21. In the first game of a doubleheader at Freed-Hardeman, the Malabar, Fla., native went 5-for-5 with four runs scored, a double, two home runs and eight RBIs. He hit a two-run homer in the first, drove in a run with a sacrifice fly in the third, singled home a run in the fifth and hit a three-run homer in the sixth. He also doubled home a run in the eighth in the Bulldogs victory. Kikla hit a three-run homer in the first game of a doubleheader last Thursday against Martin Methodist and then doubled three times, scored twice and drove in three more runs in the second contest. For the season Kikla leads the Bulldogs with 61 hits, 11 home runs, 48 RBIs, 43 runs scored, 108 total bases and eight stolen bases. He ranks third on the club in batting average at .374.

2009 HITTING BY THE NUMBERS

	AVG	AB	R	H	2B	3B	HR	RBI	TB	SLG%	BB	HBP	K	SF	SH	SB-A	FLD%
Overall	.312	1486	326	463	90	13	51	292	732	.493	217	41	283	20	25	38-43	.958
Bench	.154	65	50	10	0	0	0	7	10	.154	10	2	19	0	0	8-10	.929
TranSouth	.332	603	155	200	42	5	24	137	324	.537	87	13	111	13	15	21-23	.953
Home	.316	703	176	222	49	4	29	163	366	.521	115	22	127	12	12	26-28	.958
Away	.312	696	138	217	39	8	20	119	332	.477	93	18	141	8	13	10-13	.956
Neutral	.276	87	12	24	2	1	2	10	34	.391	9	1	15	0	0	2-2	.970

2009 PITCHING BY THE NUMBERS

	ERA	W-L	G	CG	SHO	S	IP	H	R-ER	BB	K	2B	3B	HR	B/Avg
Overall	4.40	30-21	51	17	7	3	364.0	374	246-178	127	264	69	9	29	.266
TranSouth	3.98	15-5	20	7	2	2	153.2	141	103-68	53	129	33	2	17	.239
Starters	4.23	26-19	51	17	7	0	296.0	297	185-139	97	213	57	8	15	.262
Relievers	5.16	4-2	51	0	0	3	68.0	77	61-39	30	51	12	1	14	.281
Home	3.52	17-8	25	6	3	1	184.0	172	105-72	61	145	35	2	7	.249
Away	5.23	11-12	23	9	4	2	160.0	185	127-93	62	105	31	6	20	.289
Neutral	5.85	2-1	3	2	0	0	20.0	17	14-13	4	14	3	1	2	.230

2009 RUNS BY INNING

	1	2	3	4	5	6	7	8	9	Ex	Tot	Avg
Cumberland	66	52	46	34	55	45	11	11	2	4	326	6.4
Opponents	40	42	31	21	37	42	20	6	5	2	246	4.8

2009 HOME RUNS (51)

No.	Player (#)	Opponent (Date)	Base	Inning	Outs	Pitcher
1	Diekmann (1)	at Auburn-Montgomery (2/13)	0	6	2	Yates (R)
2	Mull (1)	at Faulkner Univ. (2/14)	2	2	0	Zenko (R)
3	Kautz (1)*	at Faulkner Univ. (2/14)	0	3	0	Smith (R)
4	Kikla (1)	at Auburn-Montgomery (2/15)	0	3	1	Holder (R)
5	Kikla (2)	at Auburn-Montgomery (2/15)	2	6	2	Holder (R)
6	Diekmann (2)*	at Auburn-Montgomery (2/15)	0	7	0	Piper (R)
7	Mull (2)	at Auburn-Montgomery (2/15)	2	2	2	Reid (R)
8	Greener (1)	Iowa Wesleyan (2/21)	3	1	2	DeVoe (L)
9	Holliman (1)*	Iowa Wesleyan (2/21)	0	3	0	DeVoe (L)
10	Alexander (1)	Iowa Wesleyan (2/21)	3	5	0	Christou (R)
11	Mull (3)	Iowa Wesleyan (2/21)	2	5	2	Christou (R)
12	West (1)*	Iowa Wesleyan (2/22)	0	1	0	Martinez (L)
13	West (2)	vs. Bellevue Univ. (3/04)	0	3	2	Wink (R)
14	Wheeler (1)	vs. Bellevue Univ. (3/04)	0	5	2	Wink (R)
15	Fisher (1)	Bethel College (3/13)	3	6	2	Fitzpatrick (R)
16	Holliman (2)	Lindsey Wilson (3/15)	1	1	1	Rhodes (R)
17	Holliman (3)	Mid-Continent (3/21)	2	6	2	Adler (R)
18	Fisher (2)	Mid-Continent (3/21)	1	3	1	Bowman (L)
19	Holliman (4)	Georgetown College (3/24)	2	4	1	Ballinger (L)
20	Kautz (2)	at Lyon College (3/28)	1	10	2	Salahub (R)
21	Alexander (2)	at Lyon College (3/28)	2	3	0	Page (L)
22	Mull (4)	at Campbellsville (4/01)	0	4	2	Tolmachoff (R)
23	Kautz (3)	Union Univ. (4/03)	1	5	2	Harken (R)
24	Holliman (5)	Union Univ. (4/04)	0	1	1	Davis (L)
25	Mull (5)*	Union Univ. (4/04)	0	3	0	Kirksey (R)
26	Kikla (3)*	Union Univ. (4/04)	0	4	0	Kirksey (R)
27	Wheeler (2)	Union Univ. (4/04)	0	6	2	Alberly (R)
28	Fisher (3)	Campbellsville (4/09)	3	1	2	Kutsukos (R)
29	Kikla (4)	Campbellsville (4/09)	0	3	2	Fisher (R)
30	Kikla (5)	Campbellsville (4/09)	1	5	2	Payne (R)
31	Wheeler (3)*	Campbellsville (4/09)	0	6	0	Payne (R)
32	Kautz (4)*	Trevecca (4/11)	0	1	0	Dunn (R)
33	Mull (6)	Trevecca (4/11)	2	8	2	Dunn (R)
34	Kikla (6)	Trevecca (4/11)	1	11	1	Durossette (R)
35	Kikla (7)	Trevecca (4/11)	2	3	1	Johnson (L)
36	Greener (2)*	at Lambuth (4/17)	0	4	0	Keel (L)
37	Greener (3)	at Lambuth (4/17)	0	1	2	Ebinger (L)
38	Wheeler (4)	at Lambuth (4/17)	0	1	2	Ebinger (L)
39	Fisher (4)	at Lambuth (4/17)	1	5	1	Ebinger (L)
40	Kikla (8)	at Lambuth (4/18)	0	1	1	Hurd (R)
41	Wheeler (5)*	at Lee Univ. (4/21)	0	3	0	Davidson (R)
42	Kikla (9)	at Freed-Hardeman (4/25)	1	1	0	Pertuz (L)
43	Fisher (5)	at Freed-Hardeman (4/25)	3	3	0	Pertuz (L)
44	Kikla (10)	at Freed-Hardeman (4/25)	2	6	2	Gomez (R)
45	Wheeler (6)*	at Freed-Hardeman (4/25)	0	3	0	Barnett (R)
46	Kikla (10)	Martin Methodist (4/30)	2	2	1	Sellers (R)
47	Holliman (6)	Martin Methodist (4/30)	1	3	1	Conatser (L)
48	Wheeler (7)	Martin Methodist (4/30)	1	3	1	Conatser (L)
49	Mull (7)*	Martin Methodist (4/30)	0	6	0	Conatser (L)
50	Holliman (7)	Martin Methodist (4/30)	1	2	0	Hardy (R)
51	Kautz (5)	Martin Methodist (4/30)	0	4	0	Hardy (R)

* - Leadoff Home Run

PROBABLE STARTING PITCHERS

Monday Richard Timbrook (R)
8-2, 3.43 ERA, 37 K

PROBABLE POSITION STARTERS

Catcher Kyle West
.297, 2 HR, 12 RBI

First Base Clint Alexander
.288, 2 HR, 18 RBI

Second Base Sam Kikla
.374, 11 HR, 48 RBI

Third Base Matt Greener
.368, 3 HR, 27 RBI

Shortstop Matt Holliman
.318, 7 HR, 30 RBI

Left Field Michael Wheeler
.378, 7 HR, 36 RBI

Center Field Tyler Fisher
.331, 5 HR, 38 RBI

Right Field Max Kautz
.407, 5 HR, 19 RBI

Designated Hitter Eric Mull
.250, 7 HR, 31 RBI

BULLDOGS RECORD ...

February 6-5
 March 11-9
 April 13-6
 May 0-0
 Monday 0-2
 Tuesday 2-2
 Wednesday 4-3
 Thursday 2-2
 Friday 4-7
 Saturday 14-2
 Sunday 4-3
 Has Double-Digit Hits 13-4
 Scores Double-Digit Runs 9-0
 Does Not Commit an Error 8-4
 CU Commits More Errors 7-10
 Opponent Commits More Errors 11-6
 Errors Are Even 12-5
 Against Teams With Losing Record 9-10
 Against Teams With Winning Record 15-12
 Against Teams With .500 Record 4-1

WIN-LOSS SUMMARY

Total	30-21
Conference	15-5
Non-Conf	15-16
Home	17-8
Away	11-12
Neutral	2-1
Day	30-19
Night	0-2
vs Left	6-4
vs Right	24-17
1-Run games	6-4
2-Run games	4-5
5+Run games	17-6
Extra innings	3-1
Shutouts	7-2
Scoring 0-2 runs	0-12
Scoring 3-5 runs	6-5
Scoring 6-9 runs	15-4
Scoring 10+ runs	9-0
Opponent 0-2 runs	16-2
Opponent 3-5 runs	8-7
Opponent 6-9 runs	4-8
Opponent 10+ runs	2-4
Scored in 1st inning	22-9
Scores first	22-7
Opp. scores first	8-14
After 6 leading	22-2
After 6 trailing	3-14
After 6 tied	1-2
After 7 leading	5-1
After 7 trailing	1-2
After 7 tied	0-0
After 8 leading	5-1
After 8 trailing	0-2
After 8 tied	1-0
Hit 0 home runs	8-15
Hit 1 home run	13-4
Hit 2+ home runs	9-2
Opponent 0 home runs	23-11
Opponent 1 home run	5-5
Opponent 2+ HRs	2-5
Made 0 errors	8-4
Made 1 error	12-7
Made 2+ errors	10-10
Opp. made 0 errors	5-4
Opp. made 1 error	11-9
Opp. made 2+ errors	14-8
Out-hit opponent	23-5
Out-hit by opponent	2-11
Hits are tied	5-5

Kautz just keeps getting it done

As hot as Sam Kikla has been at the plate the last two weeks, junior Max Kautz has been tremendous at the plate over the six weeks, batting .460 (29-for-63) in 17 contests with six doubles, four home runs, 13 RBIs and 23 runs scored. He has also drawn six walks and been hit four times, reaching base in 39 of his 77 plate appearances during the stretch. Kautz started the season slowly, batting .286 in 28 at-bats in the first 20 games of the season. During his current hot streak the Palo Alto, Calif., native has posted 13 multi-hit and 10 multi-run games. He missed three games in the middle of April because of an infection in his foot but returned to the lineup at Lambuth on April 17 and has since batted .486 (17-for-35) with 13 runs scored in nine outings, including a three-hit contest at 11th-ranked Lee University on April 21, a three-hit game in the opener at Freed-Hardeman and another three-hit performance in the first game versus Martin Methodist. Kautz has hit safely in 18 of his last 20 contests. For the season Kautz is batting a team-leading .407 with seven doubles, five home runs, 19 RBIs and 35 runs scored in just 34 games.

Fisher's streak comes to an end

Tyler Fisher's swing isn't necessarily the most fluid, but the sophomore put together an 11-game hitting streak from April 11-25, batting .378 (14-for-27) during the stretch with two doubles, eight walks, 10 runs scored and 13 RBIs. Fisher had just one hit in eight of the 11 outings but reached base in 23 of his 47 plate appearances during the 11 games. He was 0-for-4 with one run and one RBI in the two games against Martin Methodist last Thursday to end the streak. The Kokomo, Ind., native hit his third grand slam of the season at Freed-Hardeman on April 25 and is 4-for-6 this year with the bases loaded. He has hit safely in 23 of his last 27 contests over the last six weeks, raising his average more than 150 points to the current .331. He also has 10 doubles, five home runs, 38 RBIs and 24 runs scored this season for the Bulldogs and has played all three outfield positions, making just one error in 69 chances.

Greener in the middle of the action

Junior Matt Greener had a seven-game hitting streak come to an end at Freed-Hardeman, but the utility player was 14-for-28 (.500) over the seven-game stretch with five extra-base hits, six runs scored and eight RBIs. He doubled twice at FHU and hit a pair of home runs the weekend before at Lambuth, just his second and third round-tripper of the season. The Jupiter, Fla, native is batting .378 (34-for-90) over the last six weeks with eight doubles, 17 RBIs and 20 runs scored. He has hit safely in 22 of the past 26 outings. For the season he is batting .368, fourth best on the club, and ranks second on the squad with 57 hits. He also has 11 doubles, 27 RBIs and 29 runs scored while making

starts at five different positions – third base, second base, catcher, leftfield and rightfield.

Alexander gets hot at right time

After missing all but one game of the 2008 season because of injury, senior Clint Alexander has picked the right time of year to come around at the plate. Alexander is batting .392 (20-for-51) over the last 17 games (15 starts) with five doubles, 10 RBIs and 10 runs scored. He has raised his batting average 99 points during that stretch to its current .288. The Murfreesboro, Tenn., native is 11-for-24 (.458) with five runs scored and five RBIs over his last seven starts. For the season he has eight doubles, two home runs, 18 RBIs and 16 runs scored in 37 contests.

Schaefer battles way to victories

Shawn Schaefer doesn't have the eye-popping numbers or eight victories posted by teammates Robert Post and Richard Timbrook, but the junior lefthander has been just what the doctor ordered for an inexperienced Bulldog pitching staff – tough, consistent and an innings-eater on Fridays in conference play. Schaefer is 5-2 with a 4.06 ERA, but the Pitt Meadows, British Columbia, native has worked into the six innings or more in eight of his nine starts and nine or more innings three times. He has 51 strikeouts in 71.0 innings and a .250 opponent batting average. His one hiccup this season came at Lyon College, where he allowed nine runs on 12 hits in five innings. In his other eight starts, Schaefer has a 2.76 ERA in 62.0 innings of work with 42 strikeouts and a .210 opponent batting average. The Bulldogs may only be 4-7 on Fridays this season, but it's not because of the pitching of Mr. Schaefer. He ranks 24th nationally in innings pitched per game (6.46) this season. He also ranks 10th in the TranSouth in ERA and seventh in opponent batting average.

Post back to form

Junior Robert Post returned to his season-long form last Thursday against Martin Methodist, allowing just an infield hit in six innings of work with five strikeouts, earning his sixth victory of the year. The righthander suffered a slight groin injury in the first inning the previous weekend at Freed-Hardeman and had his shortest outing of the season, working four innings before departing with a 13-2 lead. Post has worked at least five innings in his previous 10 of his 11 starts this season and into the sixth in all but two game, and one was ended because of the 10-run rule. He has seven quality starts this year (6.0 innings of more, three or fewer runs allowed) and allowed just three earned runs combined in his two defeats, a 3-1 loss at Embry-Riddle and a 4-2 defeat to Bethel College. For the season the Mt. Juliet, Tenn., native has a 1.64 ERA in 65.2 innings of work, allowing just 35 hits with 62 strikeouts and a .158 opponent batting average. He ranks third

TRANSOUTH CHAMPIONSHIPS

2003 – Jackson, Tenn.

4/29/03	Lyon College	W, 12-2
4/30/03	Berry College	W, 5-2
5/02/03	Lee Univ.	W, 5-4
5/02/03	Martin Methodist	L, 4-2
5/03/03	Martin Methodist	W, 13-9

2004 – Lebanon, Tenn.

5/04/04	Berry College	W, 2-1
5/05/04	Martin Methodist	W, 12-1
5/06/04	Martin Methodist	W, 25-5
5/07/04	Berry College	W, 14-9

2005 – Nashville, Tenn.

5/03/05	Union Univ.	L, 4-2
5/04/05	Martin Methodist	W, 8-5
5/05/05	Freed-Hardeman	W, 6-2
5/05/05	Union Univ.	W, 12-3
5/06/05	at Trevecca	L, 5-3

2006 – Lebanon, Tenn.

5/03/06	Lyon College	W, 16-4
5/05/06	Trevecca	W, 3-1
5/06/06	Lyon College	W, 7-5

2007 – Jackson, Tenn.

5/01/07	Union Univ.	W, 11-5
5/02/07	Bethel College	W, 3-0
5/03/07	Crichton College	W, 2-0
5/04/07	Lyon College	W, 9-7
5/04/07	Trevecca	W, 16-10

2008 – Millington, Tenn.

4/28/08	Martin Methodist	W, 6-5
4/29/08	Trevecca	W, 5-4
4/30/08	Freed-Hardeman	W, 12-1
5/01/08	Martin Methodist	W, 6-5
5/01/08	Trevecca	W, 7-5

nationally in opponent batting average and hits allowed per game (4.80) and is eighth in the country in ERA, 16th in earned runs allowed (1.18), 47th in runs allowed per game (2.00) and 49th in innings pitched per game (5.97). Post leads the TranSouth in ERA and opponent batting average.

Timbrook in a tough spot

Senior Richard Timbrook helped the Bulldog bullpen greatly in the weekend series at Freed-Hardeman, coming on in the eighth inning in Saturday's opener to get a save despite giving up two hits and walking a batter. The righthander then started game two of the twinbill but did not fare as well, having his worst outing of the season, giving up 11 runs, six earned, on 11 hits in five innings. He picked up the loss, ending his eight-game winning streak as well. Timbrook has been perhaps the team's most consistent hurler, working at least six innings in six of his last seven starts until the FHU contest and

posting six quality starts during the stretch. The Independence, Mo., native has worked 65.2 innings this season, posting an 8-2 record with a 3.43 ERA, 37 strikeouts and a .275 opponent batting average. He ranks sixth in the TranSouth in ERA and 16th in opponent batting average.

Tidbits

Cumberland has used a different starting lineup in each game this season and has used 36 different players in 2009 because of injuries and suspensions. The Bulldogs did have the same nine players in the same nine spots in the lineup in the April 30 doubleheader against Martin Methodist, but Eric Mull and Clint Alexander switched spots in the two games, one playing first base and the other serving as the designated hitter, then vice versa in the second game ... Kyle West started behind the plate in 18 of the 20 games in the month of April for the Bulldogs ... Matt Holliman had just six hits in 32 at-bats (.188) over a 10-game stretch from April 15-25, drawing six walks and scoring seven times. The junior busted loose for three hits in eight at-bats against Martin Methodist, including a pair of home runs and a triple. He drove in five runs and scored three times as well ... Senior Eric Mull may be rounding into form after missing all of the 2008 campaign with a torn Achilles' tendon. Mull was batting just .202 as of April 15 but has raised his average 48 points over his last nine outings, posting a .417 batting average (10-for-24) during that stretch with two doubles, four RBIs and five runs scored. He has three straight games with a pair of hits heading into Monday's TranSouth Championships opener.

Kikla, Sprague named TSAC Player, Pitcher of the Week

Juniors Sam Kikla and Adam Sprague were named the TranSouth Player and Pitcher of the Week, respectively, on April 13 for their performances in last week's victories over ninth-ranked Campbellsville and No. 18 Trevecca. Sprague and TNU's Wesley Griggs shared the Pitcher of the Week honors. Kikla helped the Bulldogs to a 3-1 mark for the week, including a 19-8 victory over Campbellsville and a series win against Trevecca. The junior infielder belted four home runs during the week, with a pair versus Campbellsville. He also hit a two-run walkout shot in a 7-5, 11-inning triumph in the opening game of a doubleheader Saturday against Trevecca and added a three-run homer in the second game that proved to be the decisive runs. For the week the Malabar, Fla., native was 7-for-18 (.389) with five runs scored, four home runs, 10 RBIs and a walk with a slugging percentage of 1.056. Sprague also played a big role in CU's doubleheader sweep of the Trojans on Saturday, picking up a win and a save in the twinbill. The Winter Park, Fla., native tossed 3.2 hitless innings of relief in the opener to earn the victory after Kikla's walk-off home run. He retired

TEAM LEADERS - HITTING

Batting Average

17 Max Kautz407
32 Michael Wheeler378
18 Sam Kikla374
10 Matt Greener368
11 Tyler Fisher331

Slugging Percentage

18 Sam Kikla633
17 Max Kautz630
32 Michael Wheeler622
8 Matt Holliman567
11 Tyler Fisher559

On-Base Percentage

17 Max Kautz496
18 Sam Kikla450
10 Matt Greener433
32 Michael Wheeler431
22 Eric Mull421

Runs Scored

18 Sam Kikla	43
8 Matt Holliman	35
17 Max Kautz	35
10 Matt Greener	29
32 Michael Wheeler	28

Hits

18 Sam Kikla	61
10 Matt Greener	57
32 Michael Wheeler	56
8 Matt Holliman	50
17 Max Kautz	44

RBIs

18 Sam Kikla	48
11 Tyler Fisher	38
32 Michael Wheeler	36
22 Eric Mull	31
8 Matt Holliman	30

Doubles

8 Matt Holliman	12
32 Michael Wheeler	11
10 Matt Greener	11
18 Sam Kikla	10
11 Tyler Fisher	10

Triples

8 Matt Holliman	3
11 Tyler Fisher	2
32 Michael Wheeler	2
13 Clint Alexander	2
18 Sam Kikla	2

Home Runs

18 Sam Kikla	11
22 Eric Mull	7
8 Matt Holliman	7
32 Michael Wheeler	7
2 tied at	5

Total Bases

18 Sam Kikla	108
32 Michael Wheeler	92
8 Matt Holliman	89
10 Matt Greener	79
11 Tyler Fisher	71

TEAM LEADERS - HITTING

Walks

22 Eric Mull	28
8 Matt Holliman	21
18 Sam Kikla	20
5 Kyle West	19
10 Matt Greener	17

Hit By Pitch

22 Eric Mull	6
17 Max Kautz	5
32 Michael Wheeler	4
18 Sam Kikla	4
10 Matt Greener	4

Sacrifice Bunts

17 Max Kautz	5
5 Kyle West	4
8 Matt Holliman	3
3 tied at	2

Sacrifice Flies

10 Matt Greener	4
11 Tyler Fisher	3
22 Eric Mull	3
32 Michael Wheeler	3
18 Sam Kikla	2

Stolen Bases

18 Sam Kikla	8
28 Dave Weyer	8
17 Max Kautz	6
8 Matt Holliman	6
4 tied at	2

Caught Stealing

28 Dave Weyer	2
8 Matt Holliman	1
17 Max Kautz	1
11 Tyler Fisher	1

Steal Attempts

28 Dave Weyer	10
18 Sam Kikla	8
8 Matt Holliman	7
17 Max Kautz	7
11 Tyler Fisher	3

Stolen Base Percentage

18 Sam Kikla	1.000
10 Matt Greener	1.000
8 Matt Holliman	.857
17 Max Kautz	.857
11 Tyler Fisher	.667

Total Plate Appearances

18 Sam Kikla	190
8 Matt Holliman	183
10 Matt Greener	180
32 Michael Wheeler	167
11 Tyler Fisher	148

At-Bats

18 Sam Kikla	163
8 Matt Holliman	157
10 Matt Greener	155
32 Michael Wheeler	148
11 Tyler Fisher	127

11 of the 12 batters he faced. In the second game Sprague struck out Brian Dirheimer, the potential winning run, with two runners on in the eighth, and recorded two more strikeouts in the ninth to post his first save of the season.

Kautz, Post selected TSAC POW

Juniors Max Kautz and Robert Post were selected the TranSouth Conference Player and Pitcher of the Week, respectively, March 29 as named by the conference office. Kautz hit .563 during CU's four victories with nine runs scored, three doubles, one home run and five RBIs. He also drew two walks while posting a .938 slugging percentage. The Palo Alto, Calif., native posted at least two hits in all four games for the week. Kautz hit a game-winning two-run homer in the 10-inning, 11-10 victory over Lyon College in the first game of a doubleheader. Post posted a five-inning no-hitter in his only appearance of the week. The Mt. Juliet, Tenn., native struck out eight and walked three against Lyon in the no-hitter and allowed just an unearned run on a throwing error in the contest.

Sprague voted TSAC Pitcher of the Week

Junior Adam Sprague was voted the TranSouth Conference Pitcher of the Week on February 23 after posting his second victory of the season, versus Iowa Wesleyan. The lefthander from Winter Park, Fla., tossed six innings, allowing just two earned runs, striking out six and walking two against the Tigers.

CU ranked 11th in preseason

The Cumberland baseball team ranked 11th in the 2009 NAIA Baseball Coaches' Preseason Top 25 Poll announced in November. The Bulldogs posted a 46-21 record last season and finished the year one win shy of their fifth straight NAIA World Series appearance. The Bulldogs and 28th-year head coach Woody Hunt returned four starters from last year's club, including catcher Mike Wheeler, who hit 15 home runs and had 64 RBIs, as well as outfielder/DH Zack Diekmann, who belted eight home runs with 26 RBIs. CU had to replace almost its entire pitching staff that posted a team earned-run-average of 3.74 last season and allowed opponents to bat just .258. Gone from roster are eight pitchers who accounted for 75 percent of last season's innings.

Hunt elected to Tennessee Sports Hall of Fame

Cumberland baseball coach Woody Hunt was one of 11 greats inducted into the Tennessee Sports Hall of Fame on February 20 at the Renaissance Hotel in Nashville, Tenn. Others who were inducted include Sam Bartholomew, Jr., Philip Hutcheson, Joe Gilliam, Jr. (posthumous), Tommy Owen (posthumous), Andy Nelson, Sarah Ingram, Elliot Perry, Tim Priest, Stan Huntsman and Chip Kell. Hunt has

served on the baseball staff at Cumberland for 30 years, three as an assistant in 1978, '79 and '81 and then as the head coach since 1982. CU was a two-year school his first two seasons and became a four-year institution beginning with the 1984 baseball season. The Belmont University graduate has compiled 1,193 victories in 27 seasons as head coach at CU and an 1,132-463-3 mark as head coach since 1984. He is one of only six coaches to register more than 1,000 career victories in NAIA. It marked the fifth Hall of Fame in which Hunt was inducted. He had previously been inducted into the NAIA, Cumberland, Boyle County [KY] and Tennessee Baseball Coaches Association Halls of Fame.

CU picked to win TranSouth

Cumberland's baseball team was picked to win the TranSouth Conference in a preseason poll of the league coaches announced in January by the conference office. Cumberland received six of the eight first-place votes in a poll of the league coaches and tallied 62 total points. Trevecca received the other two first-place votes and had 58 total points for second place. Union University, Martin Methodist and Lyon College ranked third, fourth and fifth, respectively, with Freed-Hardeman, Bethel College and Mid-Continent rounding out the poll. In 2008, Trevecca won the regular season title, with Cumberland taking the TranSouth Tournament championship. The Bulldogs won their fifth straight Region XI Tournament but fell one game shy of the NAIA World Series, losing in a best-of-three series to Union College (KY).

2009 TranSouth Baseball Preseason Poll TEAM POINTS (1st Place Votes)

1. Cumberland 62 (6)
2. Trevecca 58 (2)
3. Union Univ. 46
4. Martin Methodist 34
5. Lyon College 32
6. Freed-Hardeman 25
7. Bethel College 23
8. Mid-Continent 8

2009 PITCHERS GAME-BY-GAME

BURTON, Matt - 4 appearances

Date	Opponent	S/R	IP	H	R-ER	BB	SO	2B	3B	HR	WP	BK	HBP	W-L-S
2/15	Auburn-Montgomery-1	R	1.0	2	1-1	0	1	0	0	1	0	0	0	ND
3/14	Bethel College	R	2.1	4	5-5	3	2	1	0	0	0	0	1	ND
4/15	Milligan College-2	R	1.0	0	0-0	0	0	0	0	0	0	0	0	ND
4/30	Martin Methodist-1	R	1.0	0	0-0	2	0	0	0	0	0	0	0	ND
TOTALS			5.1	6	6-6	5	3	1	0	1	0	0	1	0-0-0

COWAN, Babich - 8 appearances

Date	Opponent	S/R	IP	H	R-ER	BB	SO	2B	3B	HR	WP	BK	HBP	W-L-S
2/13	Auburn Montgomery	R	1.2	0	0-0	0	2	0	0	0	0	0	0	ND
3/03	Embry-Riddle	R	2.0	1	1-1	0	1	1	0	0	0	0	0	ND
3/05	Embry-Riddle	R	2.0	2	1-0	1	0	0	0	0	2	0	0	ND
3/14	Bethel College	R	0.1	2	3-0	0	1	1	0	0	0	0	1	ND
3/15	Lindsey Wilson-1	R	1.0	1	0-0	1	0	0	0	0	0	0	0	ND
4/08	Campbellsville	S	5.0	10	6-6	1	2	2	1	0	0	0	1	W
4/16	Georgetown College	S	5.0	9	8-6	1	1	2	0	1	0	0	1	L
4/30	Martin Methodist-2	R	1.0	2	1-1	0	1	0	0	1	0	0	0	ND
TOTALS			18.0	27	20-14	4	8	6	1	2	2	0	3	1-1-0

JENNINGS, Christian - 6 appearances

Date	Opponent	S/R	IP	H	R-ER	BB	SO	2B	3B	HR	WP	BK	HBP	W-L-S
2/15	Auburn Montgomery-2	R	2.0	2	1-0	0	1	0	1	0	0	0	0	S
2/22	Iowa Wesleyan-1	R	1.2	1	1-1	2	2	0	0	0	1	0	0	W
3/03	Embry-Riddle	S	4.0	9	5-3	1	5	0	0	0	0	0	0	L
3/13	Bethel College-2	R	0.0	1	0-0	0	0	1	0	0	0	0	0	ND
3/15	Lindsey Wilson-2	R	3.2	3	1-0	0	4	0	0	0	1	0	0	ND
4/15	Milligan College-2	S	5.0	4	3-3	2	5	2	1	1	0	0	0	L
TOTALS			16.1	20	11-7	5	17	3	2	1	2	0	0	1-2-1

PARKER, James - 8 appearances

Date	Opponent	S/R	IP	H	R-ER	BB	SO	2B	3B	HR	WP	BK	HBP	W-L-S
2/15	Auburn Montgomery-1	S	1.1	6	6-6	2	1	1	0	0	0	0	0	L
2/22	Iowa Wesleyan-2	S	5.2	6	4-3	3	1	1	0	0	0	0	2	L
3/02	St. Xavier	R	6.0	0	0-0	1	4	0	0	0	0	0	0	ND
3/14	Bethel College	R	1.0	4	5-2	2	1	1	0	0	0	0	0	ND
3/18	Georgetown College-1	S	6.0	6	5-4	5	5	1	0	0	0	0	0	L
4/01	Campbellsville	S	7.0	2	2-2	2	4	1	0	0	1	0	0	W
4/15	Milligan College-1	S	7.0	8	0-0	1	4	1	0	0	0	0	0	W
4/25	Freed-Hardeman-1	R	0.2	4	6-6	2	1	1	0	2	0	0	0	ND
TOTALS			34.2	36	28-23	18	21	7	0	2	1	0	2	2-3-0

POST, Robert - 11 appearances

Date	Opponent	S/R	IP	H	R-ER	BB	SO	2B	3B	HR	WP	BK	HBP	W-L-S
2/14	Faulkner Univ.-1	S	7.0	3	0-0	3	5	0	0	0	0	0	1	W
2/22	Iowa Wesleyan-1	S	5.1	10	4-2	3	2	0	0	0	0	0	1	ND
3/02	Embry-Riddle	S	6.0	3	3-2	3	5	0	1	0	0	0	0	L
3/13	Bethel College-2	S	5.1	2	4-1	3	7	0	0	1	0	1	1	L
3/21	Mid-Continent-1	S	6.0	1	2-1	1	9	1	0	0	0	0	0	W
3/28	Lyon College-2	S	5.0	0	1-0	3	8	0	0	0	0	0	2	W
4/04	Union Univ.-1	S	7.0	4	3-2	2	7	1	0	0	0	0	1	W
4/11	Trevecca-1	S	7.0	4	3-2	2	7	1	0	1	1	0	0	ND
4/17	Lambuth Univ.-1	S	7.0	3	0-0	0	3	1	0	0	0	0	0	W
4/25	Freed-Hardeman-1	S	4.0	4	2-2	4	4	0	0	1	0	0	0	ND
4/30	Martin Methodist-2	S	6.0	1	0-0	1	5	0	0	0	0	0	0	W
TOTALS			65.2	35	22-12	25	62	4	1	3	1	1	6	6-2-0

MISCELLANEOUS STATS

HITTING STREAKS Longest Current

32 Michael Wheeler	14	4
18 Sam Kikla	13	8
11 Tyler Fisher	11	-
10 Matt Greener	10	-
17 Max Kautz	9	6
8 Matt Holliman	9	2
13 Clint Alexander	8	2
28 Dave Weyer	6	1
22 Eric Mull	5	3
5 Kyle West	5	-
24 Zack Diekmann	4	-
40 Brian Karahalios	3	-
3 Will Curry	2	-
29 Evan Sanders	2	-
14 Blake Simmons	2	-
36 James Parker	1	1
30 Jeremy Wilson	1	-
44 Ryan Williams	1	1
21 Jeremy Malmendier	1	1

MULTI HIT GAMES 2 3 4 5+ Tot

10 Matt Greener	16	3	-	-	19
8 Matt Holliman	13	3	-	-	16
32 Michael Wheeler	9	6	-	-	15
18 Sam Kikla	11	3	-	1	15
17 Max Kautz	10	4	-	-	14
11 Tyler Fisher	8	2	-	-	10
5 Kyle West	7	1	-	-	8
22 Eric Mull	6	-	-	-	6
13 Clint Alexander	5	1	-	-	6
24 Zack Diekmann	1	1	-	-	2
28 Dave Weyer	-	1	1	-	2
3 Will Curry	1	-	-	-	1
40 Brian Karahalios	1	-	-	-	1
21 Jeremy Malmendier	1	-	-	-	1
TEAM	89	25	1	1	116

MULTI RBI GAMES 2 3 4 5+ Tot

18 Sam Kikla	4	3	1	2	10
11 Tyler Fisher	7	-	2	1	10
32 Michael Wheeler	2	4	2	-	8
8 Matt Holliman	3	4	-	-	7
17 Max Kautz	6	-	-	-	6
10 Matt Greener	3	2	-	1	6
22 Eric Mull	2	3	-	1	6
5 Kyle West	4	-	-	-	4
13 Clint Alexander	1	-	1	1	3
40 Brian Karahalios	2	-	-	-	2
3 Will Curry	1	1	-	-	2
28 Dave Weyer	1	-	-	-	1
44 Ryan Williams	1	-	-	-	1
24 Zack Diekmann	1	-	-	-	1
TEAM	38	17	6	6	67

2009 STARTERS

BY POSITION

- C:** West (31), Wheeler (10), Karahalios (4), Greener (3), Sanders (3)
- 1B:** Alexander (25), Mull (18), Karahalios (4), Parker (3), Malmendier (1)
- 2B:** Kikla (25), Holliman (16), Greener (4), Weyer (3), Malmendier (2), Curry (1)
- 3B:** Greener (28), Mull (14), Curry (7), Malmendier (2)
- SS:** Holliman (28), Kikla (12), Curry (8), Frost (2), Williams (1)
- LF:** Wheeler (31), Kautz (7), Fisher (4), Wilson (2), Kikla (2), Sprague (1), Belote (1), Simmons (1), Malmendier (1), Greener (1)
- CF:** Fisher (28), Weyer (13), Simmons (4), Wilson (3), Kikla (3)
- RF:** Kautz (19), Diekmann (12), Fisher (6), Simmons (4), Kikla (4), Greener (3), Wilson (2), Belote (1)
- DH:** Diekmann (9), Alexander (9), Greener (7), Mull (7), Karahalios (5), Kautz (5), West (3), Parker (2), Merrill (2), Belote (1), Kautz (1)
- BY BATTING ORDER**
- Kikla (23), Kautz (15), Weyer (8), West (4)
 - Holliman (23), Kikla (18), Greener (4), Kautz (1), Malmendier (1), West (1), Weyer (1), Simmons (1)
 - Mull (15), Wheeler (11), Holliman (11), Greener (11), Fisher (1), Kikla (1)
 - Wheeler (28), Fisher (10), Greener (5), Diekmann (2), Alexander (2), Karahalios (2), Sprague (1)
 - Greener (16), Diekmann (8), Mull (8), Fisher (7), Kikla (3), Holliman (2), Curry (1), Kautz (1), Parker (1), West (1), Karahalios (1), Wheeler (1), Alexander (1)
 - Fisher (15), Greener (9), Kautz (6), Diekmann (6), Mull (4), Holliman (3), Alexander (2), West (2), Simmons (2), Karahalios (1), Wilson (1), Wheeler (1)
 - Alexander (20), Mull (9), Karahalios (5), Fisher (4), Holliman (3), Parker (2), Kautz (2), Simmons (2), Sanders (1), Diekmann (1), Curry (1), Malmendier (1)
 - Curry (9), Alexander (9), Diekmann (4), Wilson (4), Karahalios (4), West (4), Mull (3), Sanders (2), Simmons (2), Parker (2), Fisher (2), Merrill (2), Malmendier (1), Holliman (1), Belote (1), Weyer (1)
 - West (22), Weyer (6), Kautz (5), Curry (5), Malmendier (3), Wilson (2), Simmons (2), Frost (2), Belote (2), Williams (1), Kikla (1)

2009 PITCHERS GAME-BY-GAME

SCHAEFER, Shawn - 11 appearances

Date	Opponent	S/R	IP	H	R-ER	BB	SO	2B	3B	HR	WP	BK	HBP	W-L-S
2/15	Auburn Montgomery-1	R	3.2	8	5-5	1	2	1	0	1	0	0	0	ND
2/22	Iowa Wesleyan-2	R	0.1	0	0-0	0	1	0	0	0	0	0	0	ND
2/27	Missouri Baptist-1	S	6.0	6	4-4	2	4	2	0	0	0	0	3	L
3/04	Bellevue Univ.	S	7.0	8	6-6	1	7	2	0	2	0	0	0	W
3/13	Bethel College-1	S	7.0	6	2-1	1	6	0	0	1	0	0	0	W
3/20	Mid-Continent	S	9.0	3	0-0	2	5	0	0	0	0	0	0	W
3/28	Lyon College-1	S	5.0	12	9-8	3	6	5	1	1	0	0	0	ND
4/03	Union Univ.	S	9.0	5	2-1	2	6	2	0	0	0	0	0	W
4/10	Trevecca	S	10.0	5	2-2	1	8	0	0	1	0	0	1	L
4/24	Freed-Hardeman	S	8.0	7	4-3	4	4	1	0	1	2	0	0	ND
4/30	Martin Methodist-1	S	6.0	7	5-2	0	2	3	0	0	2	0	0	W
TOTALS			71.0	67	39-32	17	51	16	1	7	4	0	4	5-2-0

SPIVEY, Eric - 13 appearances

Date	Opponent	S/R	IP	H	R-ER	BB	SO	2B	3B	HR	WP	BK	HBP	W-L-S
2/21	Iowa Wesleyan-2	R	1.0	0	0-0	1	2	0	0	0	1	0	0	ND
2/27	Missouri Baptist-1	R	1.0	0	0-0	1	0	0	0	0	0	0	0	ND
3/02	Embry-Riddle	R	1.0	0	0-0	0	0	0	0	0	0	0	0	ND
3/05	Embry-Riddle	R	0.0	1	2-1	1	0	0	0	0	0	0	0	ND
3/21	Mid-Continent-2	R	1.0	0	0-0	0	1	0	0	0	0	0	0	ND
3/24	Georgetown College	R	1.0	1	0-0	0	2	0	0	0	0	0	0	ND
3/28	Lyon College-1	R	5.0	2	1-0	0	3	1	0	0	1	0	2	W
4/04	Union Univ.-2	R	1.0	0	0-0	0	2	0	0	0	0	0	0	ND
4/11	Trevecca-1	R	0.1	2	2-1	0	0	1	0	0	1	0	0	ND
4/11	Trevecca-2	R	0.0	0	0-0	1	0	0	0	0	0	0	0	ND
4/17	Lambuth Univ.-2	R	1.0	3	2-2	0	0	0	0	2	0	0	0	L
4/21	Lee Univ.	S	3.0	9	11-10	2	1	1	0	0	1	1	1	L
4/25	Freed-Hardeman-1	R	0.1	0	0-0	0	0	0	0	0	0	0	0	W
TOTALS			15.2	18	18-14	6	11	3	0	2	4	1	3	2-2-0

SPRAGUE, Adam - 12 appearances

Date	Opponent	S/R	IP	H	R-ER	BB	SO	2B	3B	HR	WP	BK	HBP	W-L-S
2/14	Faulkner Univ.-2	S	5.0	3	0-0	2	4	0	0	0	0	0	0	W
2/21	Iowa Wesleyan-2	S	6.0	7	3-1	2	6	2	0	0	0	0	0	W
2/27	Missouri Baptist-2	S	5.1	9	6-5	2	7	2	0	0	0	0	0	L
3/05	Embry-Riddle	S	6.0	10	5-4	1	6	0	1	0	0	0	0	L
3/14	Bethel College	S	3.1	9	8-8	1	4	3	0	0	1	0	2	L
3/24	Georgetown College	S	6.0	4	0-0	0	5	1	0	0	0	0	0	W
4/01	Campbellsville	R	2.0	3	1-1	1	1	1	0	0	0	0	0	ND
4/11	Trevecca-1	R	3.2	0	0-0	0	1	0	0	0	0	0	1	W
4/11	Trevecca-2	R	1.1	1	0-0	0	3	0	0	0	1	0	0	S
4/17	Lambuth Univ.-2	S	5.1	5	5-3	1	1	1	0	0	0	0	1	ND
4/24	Freed-Hardeman	R	0.1	3	3-3	0	0	0	0	1	0	0	0	L
4/25	Freed-Hardeman-1	R	2.0	5	6-1	2	1	1	0	1	0	0	0	ND
TOTALS			46.1	59	37-26	12	39	11	1	2	2	0	4	4-4-1

TIMBROOK, Richard - 12 appearances

Date	Opponent	S/R	IP	H	R-ER	BB	SO	2B	3B	HR	WP	BK	HBP	W-L-S
2/13	Auburn Montgomery	S	4.1	8	4-3	4	0	1	0	0	1	0	1	L
2/21	Iowa Wesleyan-1	S	5.0	6	4-3	3	4	1	0	0	0	0	2	W
3/03	St. Xavier	S	7.0	5	2-2	1	3	1	0	0	0	0	0	W
3/13	Bethel College-2	R	1.2	1	0-0	0	2	0	0	0	0	0	0	ND
3/15	Lindsey Wilson-1	S	6.0	5	1-1	2	5	0	0	0	0	1	2	W
3/21	Mid-Continent-2	S	6.0	3	0-0	1	3	1	0	0	0	0	1	W
3/29	Lyon College	S	9.0	7	1-1	1	5	2	0	0	1	0	0	W
4/04	Union Univ.-2	S	6.0	6	1-0	2	2	3	0	0	0	0	0	W
4/11	Trevecca-2	S	5.2	7	6-6	4	6	0	1	1	1	0	0	W
4/18	Lambuth Univ.	S	9.0	8	3-3	1	1	2	1	0	0	0	3	W
4/25	Freed-Hardeman-1	R	1.0	2	0-0	1	1	0	0	0	0	0	0	S
4/25	Freed-Hardeman-2	S	5.0	11	11-6	0	5	2	0	2	1	1	2	L
TOTALS			65.2	69	33-25	20	37	13	2	3	4	2	11	8-2-1

2009 PITCHERS GAME-BY-GAME

VANCE, Matt - 4 appearances

Date	Opponent	S/R	IP	H	R-ER	BB	SO	2B	3B	HR	WP	BK	HBP	W-L-S
3/20	Georgetown College-2	S	6.0	5	2-1	1	4	1	0	1	0	0	0	L
4/08	Campbellsville	R	1.0	2	2-0	2	0	0	0	0	0	0	0	ND
4/21	Lee Univ.	R	1.0	0	0-0	1	2	0	0	0	0	0	0	ND
4/25	Freed-Hardeman-1	R	0.0	2	2-2	1	0	0	0	1	0	0	0	ND
TOTALS			8.0	9	6-3	5	6	1	0	2	0	0	0	0-1-0

WHITTAKER, Luke - 8 appearances

Date	Opponent	S/R	IP	H	R-ER	BB	SO	2B	3B	HR	WP	BK	HBP	W-L-S
2/15	Auburn Montgomery-2	S	5.0	6	5-0	3	1	2	0	0	0	0	0	W
2/27	Missouri Baptist-2	R	1.2	2	0-0	0	1	1	0	0	1	0	0	ND
3/02	St. Xavier	S	0.0	4	6-5	1	0	0	1	0	0	0	1	L
3/15	Lindsey Wilson-2	S	3.1	6	6-5	3	2	1	0	0	1	0	0	L
4/08	Campbellsville	R	1.0	3	0-0	0	2	0	0	0	0	0	0	ND
4/16	Georgetown College	R	4.0	1	1-0	1	1	0	0	0	0	0	1	ND
4/21	Lee Univ.	R	2.0	4	5-5	1	2	0	0	3	0	0	0	ND
4/25	Freed-Hardeman-2	R	0.1	2	3-1	1	0	0	0	1	0	0	0	ND
TOTALS			17.1	28	26-16	10	9	4	1	4	2	0	2	1-2-0

TEAM LEADERS - PITCHING

Earned Run Average

26 Robert Post	1.64
23 Richard Timbrook	3.43
16 Shawn Schaefer	4.06
7 Adam Sprague	5.05
36 James Parker	5.97

Opposing Batting Average

26 Robert Post	.158
16 Shawn Schaefer	.250
36 James Parker	.265
23 Richard Timbrook	.275
7 Adam Sprague	.303

Won-loss Percentage

23 Richard Timbrook	.800
26 Robert Post	.750
16 Shawn Schaefer	.714
7 Adam Sprague	.500
36 James Parker	.400

Wins

23 Richard Timbrook	8
26 Robert Post	6
16 Shawn Schaefer	5
7 Adam Sprague	4
2 tied at	2

Losses

7 Adam Sprague	4
36 James Parker	3
6 tied at	2

Saves

37 Christian Jenning	1
23 Richard Timbrook	1
7 Adam Sprague	1

Innings Pitched

16 Shawn Schaefer	71.0
23 Richard Timbrook	65.2
26 Robert Post	65.2
7 Adam Sprague	46.1
36 James Parker	34.2

Strikeouts

26 Robert Post	62
16 Shawn Schaefer	51
7 Adam Sprague	39
23 Richard Timbrook	37
36 James Parker	21

Appearances

31 Eric Spivey	13
23 Richard Timbrook	12
7 Adam Sprague	12
26 Robert Post	11
16 Shawn Schaefer	11

Starts

26 Robert Post	11
23 Richard Timbrook	10
16 Shawn Schaefer	9
7 Adam Sprague	7
36 James Parker	5

Woody Hunt

Head Coach • Belmont Univ./1980 • 28th Season • 1,223-510-3 (.705) overall



Cumberland University owes a great debt of gratitude to legendary and Hall of Fame head coach Woody Hunt for his great service not only to the baseball program but also to the athletic department and the University as well as the community of Lebanon.

Hunt begins his 28th season as head coach of the Bulldogs in 2009 and his 31st with the Cumberland program. He has amassed an impressive resume along the way and continues to add to his credentials with each passing year.

But even more importantly Hunt continues to play a major role within the overall landscape of the University as well as in the Lebanon and Wilson County communities where so many of his former players have settled into lives after baseball.

Hunt is one of only six coaches in history to register 1,000 career victories in the NAIA and heads into the '09 season with a 1,193-489-3 overall record. The Bulldogs have appeared in 10 NAIA World Series, including four in the last five seasons, but his most crowning program achievement came when CU claimed the 2004 national championship in Lewiston, Idaho. The Bulldogs have finished as the national runner-up on two other occasions, in 1995 and 2006.

Cumberland has won 16 conference championships during Hunt's tenure, including 10 in the Tennessee

Collegiate Athletic Conference (TCAC), five in the Mid-South Conference (MSC) and one in the TranSouth Conference (TSAC). CU has four district championships, 11 NAIA regional titles and has played in five super regionals as well.

The program has posted 20 seasons with 40 or more victories, including 16 of the last 17 years, while registering 50 or more wins seven times, all in the last dozen seasons. The 2004 squad set the school-record for victories with 59.

The Bulldogs have produced 51 NAIA All-Americans, including Steve Green, the only three-time All-American in program history. Seventy-two of Hunt's former players have signed professional contracts.

The Bulldogs have posted a 311-120 record over the last six seasons with five NAIA World Series appearances, one runner-up finish and one national title.

Hunt has also achieved individual success in the awards category, claiming 16 Coach of the Year honors, including the 2006 Rawlings National Coach of the Year award. He is a seven-time Southeast Region Coach of the Year and has also been a finalist for the National Coach of the Year Award four times.

Perhaps his greatest achievement lies in the facilities in which his team plays, practices and dresses. Cumberland has one of the finest baseball facilities in the nation, second to none in the NAIA, with Ernest L. Stockton Field and its 500 chairback seats and state-of-the-art press box, the Benton Jennings Indoor Hitting Complex and the Jeanette C. Rudy Clubhouse.

TCAC Regular Season Championships 1986, 1989, 1990, 1991, 1992, 1993, 1994, 1995, 1996, 1997	TranSouth Tournament Championships 2003, 2004, 2006, 2007, 2008
Mid-South Champions 1998, 1999, 2000, 2001, 2002	Regional Titles 1988, 1993, 1995, 1996, 1997, 1998, 2004, 2005, 2006, 2007, 2008
Mid-South Tournament Champions 1998, 1999, 2001, 2002	Super Regional Titles 2004, 2005, 2006, 2007
TranSouth Champions 2004	NAIA World Series Appearances 1988, 1993, 1995, 1996, 1997, 1998, 2004, 2005, 2006, 2007

HONORS AND AWARDS

FIRST TEAM

ALL-AMERICAN

- 1980 Doc Holiday
- 1986 Mickey Martin
- 1989 Gary Dayhoff
- 1996 Kevin Hite
- 1997 Marc Suarez
Mike Dutton
Steve Green
- 1998 Randy Stegall
- 2000 Billy Keppinger
- 2001 Dave Beck
Chris Smith
- 2003 Tavaris Gray
- 2004 Chili Miranda
Chuck MacFarlane
- 2006 Angel Mercado

- 2002 Tirzon Nunez
Travis Holland
- 2003 Shaun Child
Eddie Ortega

WORLD SERIES MVP

- 2004 Donnie Burkhalter

WORLD SERIES ALL-TOURNAMENT

- 1993 Mark Purvix
Scott Corman
Seam Reno
Jed Dorough
- 1995 Anthony Crawford
- 2004 Donnie Burkhalter
Derek Depew
Phillip Cuadrado
Caleb Barrett
Mike Minkel
Josh Underhill
- 2005 Chuck MacFarlane
Josh Underhill

SECOND TEAM

ALL-AMERICAN

- 1986 Joe Modica
- 1990 Luis Ruiz
Tim Hall
Bobby Perna
- 1993 Pat Sanders
- 1994 Joe Fushey
- 1995 Jason Weillert
Ric Balius
Steve Green
- 1996 Steve Green
- 1998 Brian Foster
Moises Mandel-
baum
- 2005 Donnie Burkhalter
Phillip Cuadrado
Chris Torres
- 2006 Drew Shetrone

NAIA NATIONAL

SCHOLAR-ATHLETE

- 1987 John Hunn
- 1993 Eric Poore
- 1995 Mark Mills
- 1997 Jason Franklin
Timothy Miller
- 1999 Joseph Atwood
- 2004 Caleb Barrett
- 2005 Caleb Barrett
Jarvis Hicks
- 2006 Caleb Barrett
- 2007 Mathieu West
Chris Fanning
James Lilley

HONORABLE MENTION

ALL-AMERICAN

- 1990 Gary Dayhoff
- 1993 Scott Corman
Dan France
- 1994 John Kehoe
- 1996 Ray Nawrocki
Anthony Crawford
- 1999 Eric Hatzell
Sandy Roga
- 2001 Paul Rottman
Pichi Balet

GOLDEN GLOVE AWARD

- 1993 Shane Tipton
- 2006 Victor Alvarez

NAIA NATIONAL

PLAYER OF THE WEEK

- 1993 Jeff Luttrell
- 2006 Angel Mercado

HUNT'S YEAR-BY-YEAR

Year	School	Overall	Championships	World Series Appearances
1984	Cumberland University	27-18		
1985	Cumberland University	34-16		
1986	Cumberland University	43-16	TCAC Champs	
1987	Cumberland University	36-22		
1988	Cumberland University	48-21		NAIA World Series
1989	Cumberland University	43-16	TCAC Champs	
1990	Cumberland University	41-15	TCAC Champs	
1991	Cumberland University	39-13-2	TCAC Champs	
1992	Cumberland University	45-19	TCAC Champs	
1993	Cumberland University	48-22	TCAC Champs	NAIA World Series (3rd)
1994	Cumberland University	47-16	TCAC Champs	
1995	Cumberland University	49-19	TCAC Champs	NAIA World Series (2nd)
1996	Cumberland University	44-21	TCAC Champs	NAIA World Series (3rd)
1997	Cumberland University	50-13	TCAC Champs	NAIA World Series (5th)
1998	Cumberland University	51-14	MSC Champs	NAIA World Series (5th)
1999	Cumberland University	46-23	MSC Champs	
2000	Cumberland University	41-19-1	MSC Champs	
2001	Cumberland University	50-19	MSC Champs	
2002	Cumberland University	38-25	MSC Champs	
2003	Cumberland University	51-19	TSAC Tournament	
2004	Cumberland University	59-21	TSAC Tournament	NAIA National Champs
2005	Cumberland University	56-21		NAIA World Series (4th)
2006	Cumberland University	51-18	TSAC Champs	NAIA World Series (2nd)
2007	Cumberland University	48-20	TSAC Tournament	NAIA World Series
2008	Cumberland University	46-21	TSAC Tournament	
25-Year Total		1132-463-3		
Career Total		1193-489-3		

BULLDOG CAREER HIGHS - HITTERS

Clint Alexander 13

At Bats	5, 14x, last at Lambuth Univ. (4/18/09)
Runs	3, 3x, last vs. Trevecca (5/04/07)
Hits	4, vs. Bellevue Univ. (5/25/07)
2B	2, 2x, last vs. Iowa Wesleyan (2/22/09)
3B	1, 3x, last at Freed-Hardeman (4/25/09)
HR	1, 13x, last at Lyon College (3/28/09)
RBI	6, at Spalding Univ. (4/15/07)
BB	3, vs. Lindsey Wilson (5/09/07)
K	2, 9x, last at Lyon College (3/29/09)
SB	0
Multi-Hit Games	33
Multi-RBI Games	25

Chuck Belote 25

At Bats	4, 3x, last vs. Missouri Valley (2/16/08)
Runs	2, 7x, last vs. Rochester College (3/02/08)
Hits	2, 4x, last vs. Lambuth Univ. (3/30/08)
2B	1, 3x, last vs. Missouri Valley (2/16/08)
3B	0
HR	2, vs. Indiana Tech (2/17/08)
RBI	5, vs. Indiana Tech (2/17/08)
BB	2, vs. Rochester College (3/02/08)
K	3, 3x, last vs. Mid-Continent (3/14/08)
SB	0
Multi-Hit Games	4
Multi-RBI Games	2

Will Curry 3

At Bats	5, 2x, last vs. Trevecca (5/01/08)
Runs	2, 5x, last at Faulkner Univ. (2/14/09)
Hits	5, at Bethel College (4/18/08)
2B	2, at Bethel College (4/18/08)
3B	1, vs. Campbellsville (3/10/08)
HR	1, 2x, last vs. Campbellsville (5/10/08)
RBI	4, vs. Campbellsville (3/10/08)
BB	1, 13x, last at Auburn-Montgomery (2/15/09)
K	2, 4x, last vs. Bellevue Univ. (3/04/09)
SB	0
Multi-Hit Games	12
Multi-RBI Games	5

Zack Diekmann 24

At Bats	5, 3x, last vs. Union College (5/14/08)
Runs	3, 2x, last vs. Campbellsville (5/07/08)
Hits	4, vs. Campbellsville (5/07/08)
2B	1, 9x, last vs. Georgetown College (3/24/09)
3B	0
HR	1, 10x, last at Auburn-Montgomery (2/15/09)
RBI	4, vs. Lambuth Univ. (3/30/08)
BB	2, 7x, last vs. Bellevue Univ. (3/04/09)
K	2, 4x, last vs. Bethel College (3/13/09)
SB	1, at Georgetown College (3/18/09)
Multi-Hit Games	6
Multi-RBI Games	10

Chris Fanning 2

At Bats	2, 2x, last vs. Mid-Continent (3/15/08)
Runs	3, vs. Lambuth (3/30/08)
Hits	1, 3x, vs. Mid-Continent (3/15/08)
2B	0
3B	0
HR	0
RBI	2, vs. Mid-Continent (3/15/08)
BB	1, vs. Indiana Tech (2/17/08)
K	1, 3x, last vs. Martin Methodist (4/30/09)
SB	1, 4x, last vs. Campbellsville (4/08/09)
Multi-Hit Games	0
Multi-RBI Games	1

Tyler Fisher 11

At Bats	5, 4x, last at Lambuth Univ. (4/18/09)
Runs	3, 2x, last vs. Lambuth Univ. (5/06/08)
Hits	4, vs. Lambuth Univ. (5/06/08)
2B	1, 15x, last at Freed-Hardeman (4/24/09)
3B	1, 3x, last at Milligan College (4/15/09)
HR	1, 10x, last at Freed-Hardeman (4/25/09)
RBI	6, vs. Campbellsville (4/08/09)
BB	2, 2x, last vs. Trevecca (4/11/09)
K	2, 10x, last vs. Martin Methodist (4/30/09)
SB	2, at Milligan College (4/15/09)
Multi-Hit Games	17
Multi-RBI Games	17

Jason Frost 1

At Bats	4, 2x, last vs. Rochester College (3/02/08)
Runs	2, vs. Lambuth Univ. (3/30/08)
Hits	2, vs. Lambuth Univ. (3/30/08)
2B	1, vs. Indiana Tech (2/17/08)
3B	0
HR	1, vs. Lambuth Univ. (3/30/08)
RBI	4, vs. Lambuth Univ. (3/30/08)
BB	1, 2x, last at Georgetown College (3/18/09)
K	2, vs. Bethel College (4/19/08)
SB	1, at Campbellsville (4/01/09)
Multi-Hit Games	2
Multi-RBI Games	1

Matt Greener 10

At Bats	5, 6x, last at Freed-Hardeman (4/25/09)
Runs	3, at Campbellsville (4/01/09)
Hits	3, 3x, last at Freed-Hardeman (4/25/09)
2B	2, 2x, last at Lyon College (3/28/09)
3B	1, at Lambuth Univ. (4/17/09)
HR	1, 3x, last at Lambuth Univ. (4/17/09)
RBI	6, vs. Iowa Wesleyan (2/21/09)
BB	2, vs. Martin Methodist (4/30/09)
K	2, at Embry-Riddle (3/02/09)
SB	1, 2x, last at Lyon College (3/28/09)
Multi-Hit Games	19
Multi-RBI Games	6

Taylor Hatfield 27

At Bats	1, 2x, last at Lambuth Univ. (4/17/09)
Runs	0
Hits	0
2B	0
3B	0
HR	0
RBI	0
BB	0
K	1, 2x, last at Lambuth Univ. (4/17/09)
SB	0
Multi-Hit Games	0
Multi-RBI Games	0

Matt Holliman 8

At Bats	5, 6x, last vs. Martin Methodist (4/30/09)
Runs	3, 3x, last vs. Georgetown College (3/24/09)
Hits	3, 3x, last vs. Mid-Continent (3/21/09)
2B	2, at Lyon College (3/28/09)
3B	1, 3x, last vs. Martin Methodist (4/30/09)
HR	1, 7x, last vs. Martin Methodist (4/30/09)
RBI	3, 4x, last vs. Martin Methodist (4/30/09)
BB	3, vs. Trevecca (4/11/09)
K	3, 2x, last vs. Martin Methodist (4/30/09)
SB	2, vs. Bethel College (3/13/09)
Multi-Hit Games	16
Multi-RBI Games	7

Brian Karahalios 40

At Bats	4, 3x, last at Lyon College (3/28/09)
Runs	1, 3x, last vs. Campbellsville (4/08/09)
Hits	2, vs. Bethel College (3/14/09)
2B	1, vs. Bethel College (3/14/09)
3B	0
HR	0
RBI	2, vs. Lindsey Wilson (3/15/09)
BB	2, 2x, last at Auburn-Montgomery (2/15/09)
K	1, 10x, last at Milligan College (4/15/09)
SB	0
Multi-Hit Games	1
Multi-RBI Games	2

Max Kautz 17

At Bats	5, 5x, last at Freed-Hardeman (4/25/09)
Runs	3, 5x, last vs. Martin Methodist (4/30/09)
Hits	3, 4x, last vs. Martin Methodist (4/30/09)
2B	2, at Lyon College (3/28/09)
3B	1, at Lee Univ. (4/21/09)
HR	1, 5x, last vs. Martin Methodist (4/30/09)
RBI	2, 6x, last vs. Campbellsville (4/08/09)
BB	2, 2x, last vs. Bethel College (4/14/09)
K	3, vs. Union Univ. (4/04/09)
SB	1, 6x, last vs. Martin Methodist (4/30/09)
Multi-Hit Games	14
Multi-RBI Games	6

Sam Kikla 18

At Bats	6, vs. Trevecca (4/11/09)
Runs	4, at Freed-Hardeman (4/25/09)
Hits	5, at Freed-Hardeman (4/25/09)
2B	3, vs. Martin Methodist (4/30/09)
3B	1, 2x, last at Auburn-Montgomery (2/15/09)
HR	2, 3x, last at Freed-Hardeman (4/25/09)
RBI	8, at Freed-Hardeman (4/25/09)
BB	3, vs. Iowa Wesleyan (2/22/09)
K	2, 5x, last at Lambuth Univ. (4/17/09)
SB	1, 8x, last vs. Martin Methodist (4/30/09)
Multi-Hit Games	15
Multi-RBI Games	10

Jeremy Malmendier 21

At Bats	3, 3x, last at Milligan College (4/15/09)
Runs	2, vs. Lindsey Wilson (3/15/09)
Hits	2, vs. Lindsey Wilson (3/15/09)
2B	0
3B	0
HR	0
RBI	0
BB	1, vs. Mid-Continent (3/21/09)
K	2, 2x, last at Milligan College (4/15/09)
SB	0
Multi-Hit Games	1
Multi-RBI Games	0

Corey Merrill 35

At Bats	4, 2x, last vs. Rochester College (3/02/08)
Runs	1, 4x, last vs. Lindsey Wilson (3/15/09)
Hits	1, vs. Rochester College (3/02/08)
2B	0
3B	0
HR	0
RBI	0
BB	1, 4x, last at Milligan College (4/15/09)
K	1, 6x, last vs. Martin Methodist (4/30/09)
SB	0
Multi-Hit Games	0
Multi-RBI Games	0

BULLDOG CAREER HIGHS - HITTERS

Adrian Mull

41

At Bats	1, at Faulkner Univ. (2/14/09)
Runs	0
Hits	0
2B	0
3B	0
HR	0
RBI	0
BB	0
K	1, at Faulkner Univ. (2/14/09)
SB	0
Multi-Hit Games	0
Multi-RBI Games	0

Eric Mull

22

At Bats	6, 3x, last at Embry-Riddle (3/05/09)
Runs	4, vs. Iowa Wesleyan (2/21/09)
Hits	4, 2x, last at Lambuth Univ. (3/31/07)
2B	3, at Lambuth Univ. (3/31/07)
3B	1, 2x, last at Union College (5/17/07)
HR	2, 2x, last vs. Martin Methodist (3/18/07)
RBI	5, 2x, last at Faulkner Univ. (2/15/09)
BB	3, 2x, last vs. Iowa Wesleyan (2/21/09)
K	2, 9x, last at Freed-Hardeman (4/24/09)
SB	0
Multi-Hit Games	32
Multi-RBI Games	31

James Parker

36

At Bats	5, vs. Mid-Continent (4/14/07)
Runs	3, 3x, last at Missouri Baptist (4/15/08)
Hits	3, 2x, last at Missouri Baptist (4/15/08)
2B	2, vs. Mid-Continent (4/13/07)
3B	0
HR	2, 3x, last vs. Lindsey Wilson (4/01/08)
RBI	4, vs. Missouri Baptist (2/14/08)
BB	2, at Martin Methodist (4/12/08)
K	3, vs. Indiana Tech (2/24/07)
SB	0
Multi-Hit Games	10
Multi-RBI Games	15

Kumar Piar

55

At Bats	2, vs. Mid-Continent (3/15/08)
Runs	1, vs. Mid-Continent (3/15/08)
Hits	2, vs. Mid-Continent (3/15/08)
2B	0
3B	0
HR	0
RBI	1, vs. Mid-Continent (3/15/08)
BB	0
K	0
SB	0
Multi-Hit Games	1
Multi-RBI Games	0

Evan Sanders

29

At Bats	6, vs. Rochester College (3/02/08)
Runs	1, vs. Rochester College (3/02/08)
Hits	3, vs. Rochester College (3/02/08)
2B	1, 2x, last vs. Rochester College (3/02/08)
3B	0
HR	1, vs. Rochester College (3/02/08)
RBI	4, vs. Rochester College (3/02/08)
BB	1, 3x, last vs. Mid-Continent (3/20/09)
K	2, vs. Rochester College (3/02/08)
SB	0
Multi-Hit Games	2
Multi-RBI Games	2

Blake Simmons

14

At Bats	5, vs. Mid-Continent (3/20/09)
Runs	2, vs. Indiana Tech (2/17/08)
Hits	3, vs. Indiana Tech (2/17/08)
2B	1, 2x, last vs. Tennessee Wesleyan (3/13/08)
3B	0
HR	0
RBI	2, 3x, last vs. Union Univ. (3/22/08)
BB	2, 2x, last vs. Iowa Wesleyan (2/22/09)
K	4, vs. Mid-Continent (3/20/09)
SB	1, 3x, last vs. Mid-Continent (3/20/09)
Multi-Hit Games	3
Multi-RBI Games	3

Kyle West

5

At Bats	5, 3x, last at Union College (5/18/07)
Runs	2, 4x, last vs. Campbellsville (5/11/07)
Hits	3, 3x, last at Lyon College (3/28/09)
2B	1, 12x, last vs. Martin Methodist (4/30/09)
3B	1, vs. Martin Methodist (3/17/07)
HR	1, 3x, last vs. Bellevue Univ. (3/04/09)
RBI	2, 8x, last vs. Trevecca (4/11/09)
BB	3, at Embry-Riddle (3/05/09)
K	3, 2x, last vs. Campbellsville (5/11/07)
SB	0
Multi-Hit Games	18
Multi-RBI Games	8

Dave Weyer

28

At Bats	5, vs. Mid-Continent (3/20/09)
Runs	3, at Lambuth Univ. (4/17/09)
Hits	4, vs. Mid-Continent (3/20/09)
2B	1, 2x, last vs. Georgetown College (4/16/09)
3B	0
HR	0
RBI	2, at Campbellsville (4/01/09)
BB	4, at Lambuth Univ. (4/17/09)
K	2, at Lambuth Univ. (4/17/09)
SB	3, vs. Mid-Continent (3/20/09)
Multi-Hit Games	2
Multi-RBI Games	1

Michael Wheeler

32

At Bats	6, 2x, last at Embry-Riddle (3/05/09)
Runs	3, vs. Campbellsville (4/04/09)
Hits	4, vs. Lambuth Univ. (3/30/08)
2B	3, vs. Georgetown College (3/24/09)
3B	1, 3x, last vs. Mid-Continent (3/21/09)
HR	2, 2x, last vs. Martin Methodist (5/08/08)
RBI	4, 5x, last vs. Georgetown College (4/16/09)
BB	2, vs. Bethel College (3/13/09)
K	2, 5x, last at Freed-Hardeman (4/25/09)
SB	0
Multi-Hit Games	44
Multi-RBI Games	28

Ryan Williams

42

At Bats	2, 2x, last at Georgetown College (3/18/09)
Runs	0
Hits	1, vs. Mid-Continent (3/20/09)
2B	0
3B	0
HR	0
RBI	2, vs. Mid-Continent (3/20/09)
BB	1, at Georgetown College (3/18/09)
K	1, at Georgetown College (3/18/09)
SB	0
Multi-Hit Games	0
Multi-RBI Games	1

Jeremy Wilson

30

At Bats	5, 9x, last at Lubbock Christian (2/22/08)
Runs	3, 2x, last at Crichton College (4/20/07)
Hits	4, at Lambuth Univ. (4/01/07)
2B	2, vs. Indiana Southeast (3/26/07)
3B	1, 2x, last at Crichton College (4/21/07)
HR	1, 5x, last vs. Lyon College (5/04/07)
RBI	3, 6x, last vs. Bethel College (4/19/08)
BB	2, 3x, last vs. Missouri Baptist (2/27/09)
K	3, 5x, last vs. Lindsey Wilson (4/20/08)
SB	1, vs. Mid-Continent (4/14/07)
Multi-Hit Games	25
Multi-RBI Games	12

2009 TranSouth Conference Baseball Tournament Bracket - May 4-7

Day One
Games 1, 2, & 3

Day Two
Games 4, 5, & 6

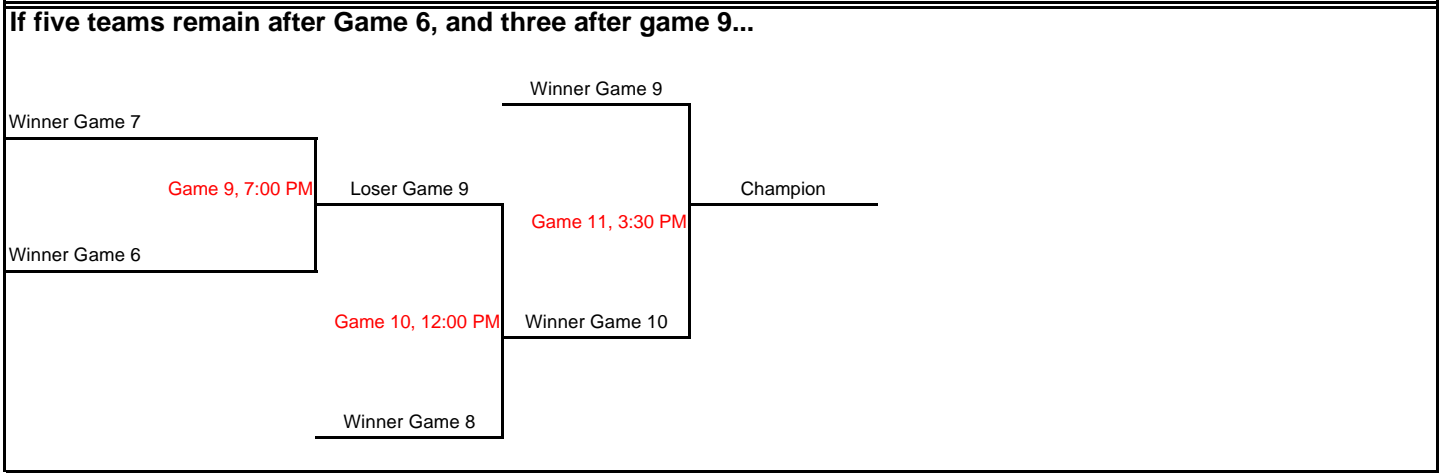
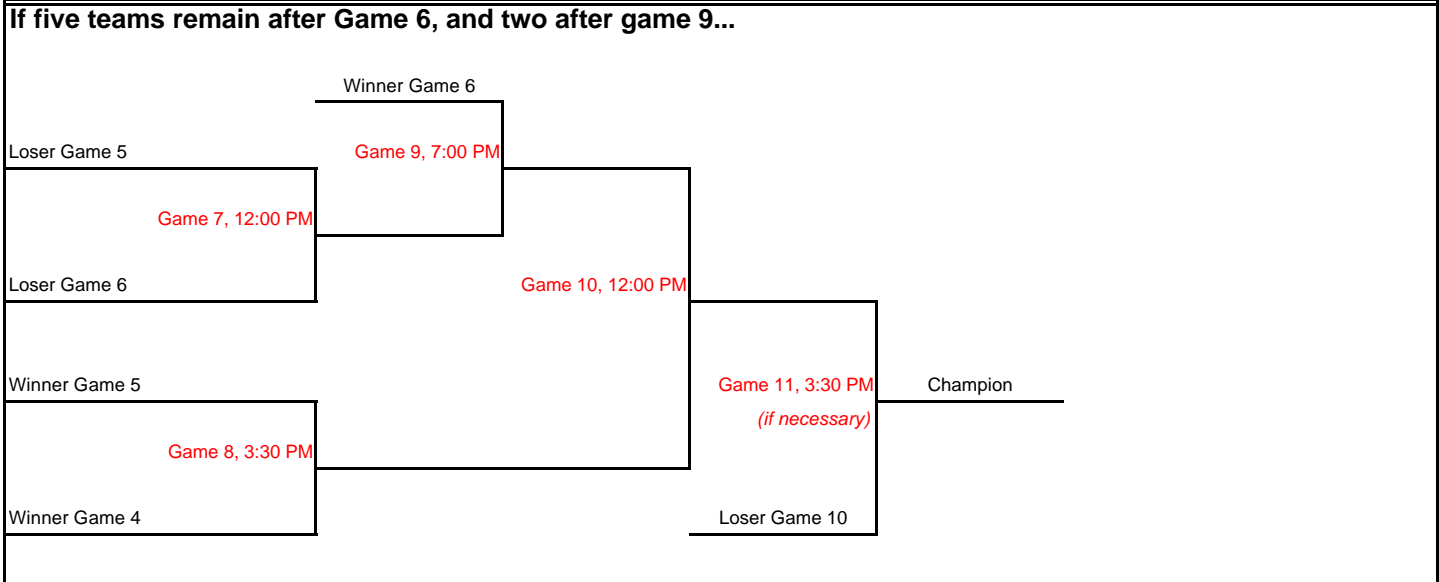
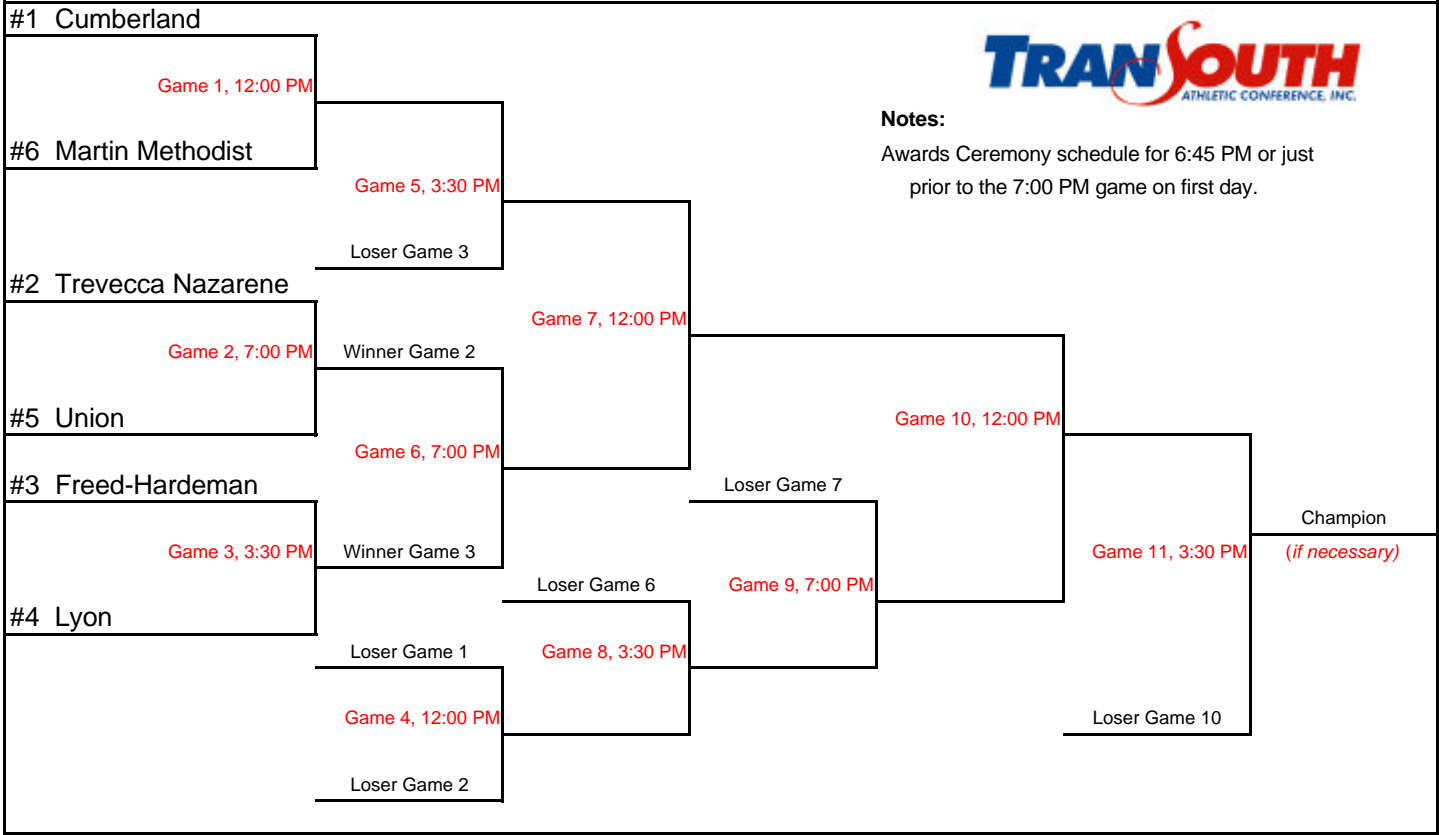
Day Three
Games 7, 8, & 9

Day Four
Games 10 & 11



Notes:

Awards Ceremony schedule for 6:45 PM or just prior to the 7:00 PM game on first day.



2009 Cumberland Baseball
Overall Statistics for Cumberland (as of May 01, 2009)
(All games Sorted by Batting avg)

Record: 30-21 Home: 17-8 Away: 11-12 Neutral: 2-1 TranSouth: 15-5

Player	AVG	GP-GS	AB	R	H	2B	3B	HR	RBI	TB	SLG%	BB	HBP	SO	GDP	OB%	SF	SH	SB-ATT	PO	A	E	FLD%
17 Max Kautz.....	.407	34-31	108	35	44	7	1	5	19	68	.630	14	5	28	1	.496	0	5	6-7	39	4	0	1.000
32 Michael Wheeler..	.378	42-42	148	28	56	11	2	7	36	92	.622	12	4	19	3	.431	3	0	0-0	89	10	5	.952
18 Sam Kikla.....	.374	46-46	163	43	61	10	2	11	48	108	.663	20	4	27	0	.450	2	1	8-8	72	83	6	.963
10 Matt Greener.....	.368	48-46	155	29	57	11	1	3	27	79	.510	17	4	11	5	.433	4	0	2-2	30	68	6	.942
11 Tyler Fisher.....	.331	40-38	127	24	42	10	2	5	38	71	.559	15	3	19	0	.405	3	0	2-3	67	1	1	.986
8 Matt Holliman....	.318	45-44	157	35	50	12	3	7	30	89	.567	21	1	34	2	.400	1	3	6-7	57	119	19	.903
5 Kyle West.....	.297	36-34	101	2	30	7	0	2	12	43	.426	19	2	24	1	.418	0	4	0-0	167	20	1	.995
13 Clint Alexander..	.288	37-34	104	16	30	8	2	2	18	48	.462	10	3	12	1	.364	1	2	0-0	178	9	2	.989
22 Eric Mull.....	.250	43-39	108	23	27	6	0	7	31	54	.500	28	6	23	3	.421	3	2	0-0	155	35	3	.984

28 Dave Weyer.....	.353	44-16	51	26	18	2	0	0	6	20	.392	14	2	5	0	.507	0	2	8-10	49	10	1	.983
24 Zack Diekmann....	.279	24-21	61	7	17	1	0	2	8	24	.393	10	1	14	3	.389	0	1	1-1	6	1	2	.778
44 Ryan Williams....	.250	3-1	4	0	1	0	0	0	2	1	.250	1	0	1	0	.400	0	0	0-0	2	4	1	.857
40 Brian Karahalios..	.225	19-13	40	3	9	1	0	0	5	10	.250	9	0	10	1	.360	1	0	0-0	45	3	0	1.000
29 Evan Sanders.....	.222	5-3	9	0	2	0	0	0	1	2	.222	2	0	1	0	.364	0	0	0-0	19	1	0	1.000
3 Will Curry.....	.176	29-16	51	8	9	4	0	0	7	13	.255	2	3	13	1	.246	1	1	0-0	18	48	4	.943
21 Jeremy Malmendier	.136	14-6	22	3	3	0	0	0	0	3	.136	1	0	7	1	.174	0	1	0-0	8	9	2	.895
30 Jeremy Wilson....	.130	18-7	23	9	3	0	0	0	1	3	.130	3	1	6	2	.259	0	1	0-0	12	2	0	1.000
14 Blake Simmons....	.120	31-9	25	7	3	0	0	0	1	3	.120	10	1	13	0	.389	0	0	2-2	20	0	1	.952
36 James Parker.....	.091	6-5	11	3	1	0	0	0	1	1	.091	3	1	3	0	.313	1	0	0-0	24	4	1	.966
35 Corey Merrill....	.000	6-2	6	1	0	0	0	0	0	0	.000	2	0	3	0	.250	0	0	0-0	4	0	1	.800
25 Chuck Belote.....	.000	20-3	5	7	0	0	0	0	1	0	.000	3	0	4	0	.375	0	1	0-0	3	0	0	1.000
27 Taylor Hatfield..	.000	2-0	2	0	0	0	0	0	0	0	.000	0	0	2	0	.000	0	0	0-0	0	0	0	.000
2 Chris Fanning....	.000	31-0	2	15	0	0	0	0	0	0	.000	0	0	2	0	.000	0	0	2-2	0	0	0	.000
1 Jason Frost.....	.000	15-2	2	2	0	0	0	0	0	0	.000	1	0	1	0	.333	0	1	1-1	1	4	1	.833
41 Adrian Mull.....	.000	2-0	1	0	0	0	0	0	0	0	.000	0	0	1	0	.000	0	0	0-0	0	0	0	.000
16 Shawn Schaefer...	.000	7-0	0	0	0	0	0	0	0	0	.000	0	0	0	0	.000	0	0	0-0	8	20	1	.966
50 David Layne.....	.000	1-0	0	0	0	0	0	0	0	0	.000	0	0	0	0	.000	0	0	0-0	1	0	0	1.000
7 Adam Sprague.....	.000	1-1	0	0	0	0	0	0	0	0	.000	0	0	0	0	.000	0	0	0-0	2	6	2	.800

Totals.....	.312	51-51	1486	326	463	90	13	51	292	732	.493	217	41	283	24	.409	20	25	38-43	1092	491	70	.958
Opponents.....	.266	51-51	1406	246	374	69	9	29	209	548	.390	127	36	264	29	.338	19	26	50-68	1075	370	74	.951

LOB - Team (388), Opp (276). DPs turned - Team (31), Opp (35). IBB - Team (8), Wheeler 2, Kikla 1, Holliman 1, Greener 1, Diekmann 1, Sanders 1, Simmons 1. Picked off - Holliman 2, Kikla 1, Fanning 1, Weyer 1, Wilson 1, Wheeler 1.

(All games Sorted by Earned run avg)

Player	ERA	W-L	APP	GS	CG	SHO/CBO	SV	IP	H	R	ER	BB	SO	2B	3B	HR	AB	B/Avg	WP	HBP	BK	SFA	SHA
26 Robert Post.....	1.64	6-2	11	11	5	2/0	0	65.2	35	22	12	25	62	4	1	3	221	.158	1	6	1	1	4
23 Richard Timbrook..	3.43	8-2	12	10	4	0/1	1	65.2	69	33	25	20	37	13	2	3	251	.275	4	11	2	4	4
16 Shawn Schaefer...	4.06	5-2	11	9	4	0/1	0	71.0	67	39	32	17	51	16	1	7	268	.250	4	4	0	1	6
7 Adam Sprague.....	5.05	4-4	12	7	1	1/1	1	46.1	59	37	26	12	39	11	1	2	195	.303	2	4	0	2	0
36 James Parker.....	5.97	2-3	8	5	2	1/0	0	34.2	36	28	23	18	21	7	0	2	136	.265	1	2	0	0	1

19 Matt Vance.....	3.38	0-1	4	1	1	0/0	0	8.0	9	6	3	5	6	1	0	2	33	.273	0	0	0	0	1
37 Christian Jennings	3.86	1-2	6	2	0	0/0	1	16.1	20	11	7	5	17	3	2	1	60	.333	2	0	0	5	4
20 Babich Cowan.....	7.00	1-1	8	2	0	0/0	0	18.0	27	20	14	4	8	6	1	2	79	.342	2	3	0	3	2
31 Eric Spivey.....	8.04	2-2	13	1	0	0/2	0	15.2	18	18	14	6	11	3	0	2	65	.277	4	3	1	2	1
15 Luke Whittaker...	8.31	1-2	8	3	0	0/0	0	17.1	28	26	16	10	9	4	1	4	77	.364	2	2	0	1	3
4 Matt Burton.....	10.12	0-0	4	0	0	0/0	0	5.1	6	6	6	5	3	1	0	1	21	.286	0	1	0	0	0

Totals.....	4.40	30-21	51	51	17	7/3	3	364.0	374	246	178	127	264	69	9	29	1406	.266	22	36	4	19	26
Opponents.....	6.51	21-30	51	51	11	2/1	5	358.1	463	326	259	217	283	90	13	51	1486	.312	47	41	5	20	25

PB - Team (21), Wheeler 10, West, K. 6, Karahalios 3, Greener 2, Opp (13). Pickoffs - Team (8), Schaefer 4, Sprague 1, Cowan 1, Post 1, West, K. 1, Opp (7). SBA/ATT - West, K. (23-30), Wheeler (19-24), Post (10-15), Timbrook (11-14), Schaefer (6-9), Sprague (6-7), Parker (5-7), Jennings (3-5), Sanders (4-5), Whittaker (4-5), Greener (1-4), Karahalios (3-4), Cowan (3-3), Vance (1-2), Spivey (1-1).

2009 Cumberland Baseball
Overall Statistics for Cumberland (as of May 01, 2009)
(All games Sorted by Fielding pct)

Player	C	PO	A	E	FLD%	Dps	SBA	CSB	SBA%	PB	CI
40 Brian Karahalios.	48	45	3	0	1.000	1	3	1	.750	3	0
17 Max Kautz.....	43	39	4	0	1.000	0	0	0	---	0	0
29 Evan Sanders.....	20	19	1	0	1.000	0	4	1	.800	0	0
30 Jeremy Wilson....	14	12	2	0	1.000	1	0	0	---	0	0
31 Eric Spivey.....	3	0	3	0	1.000	0	1	0	1.000	0	0
25 Chuck Belote.....	3	3	0	0	1.000	0	0	0	---	0	0
50 David Layne.....	1	1	0	0	1.000	0	0	0	---	0	0
4 Matt Burton.....	1	0	1	0	1.000	0	0	0	---	0	0
5 Kyle West.....	188	167	20	1	.995	0	23	7	.767	6	0
13 Clint Alexander..	189	178	9	2	.989	16	0	0	---	0	0
11 Tyler Fisher.....	69	67	1	1	.986	0	0	0	---	0	0
22 Eric Mull.....	193	155	35	3	.984	11	0	0	---	0	0
28 Dave Weyer.....	60	49	10	1	.983	2	0	0	---	0	0
16 Shawn Schaefer...	29	8	20	1	.966	1	6	3	.667	0	0
36 James Parker.....	29	24	4	1	.966	4	5	2	.714	0	0
18 Sam Kikla.....	161	72	83	6	.963	16	0	0	---	0	0
14 Blake Simmons....	21	20	0	1	.952	0	0	0	---	0	0
32 Michael Wheeler..	104	89	10	5	.952	0	19	5	.792	10	0
3 Will Curry.....	70	18	48	4	.943	7	0	0	---	0	0
10 Matt Greener.....	104	30	68	6	.942	4	1	3	.250	2	0
8 Matt Holliman....	195	57	119	19	.903	19	0	0	---	0	0
21 Jeremy Malmendier	19	8	9	2	.895	2	0	0	---	0	0
44 Ryan Williams....	7	2	4	1	.857	1	0	0	---	0	0
26 Robert Post.....	13	4	7	2	.846	0	10	5	.667	0	0
1 Jason Frost.....	6	1	4	1	.833	0	0	0	---	0	0
15 Luke Whittaker...	6	3	2	1	.833	0	4	1	.800	0	0
23 Richard Timbrook.	21	7	10	4	.810	0	11	3	.786	0	0
7 Adam Sprague.....	10	2	6	2	.800	1	6	1	.857	0	0
20 Babich Cowan.....	5	1	3	1	.800	0	3	0	1.000	0	0
35 Corey Merrill....	5	4	0	1	.800	0	0	0	---	0	0
24 Zack Diekmann....	9	6	1	2	.778	0	0	0	---	0	0
19 Matt Vance.....	4	1	2	1	.750	0	1	1	.500	0	0
37 Christian Jenning	3	0	2	1	.667	0	3	2	.600	0	0
41 Adrian Mull.....	0	0	0	0	.000	0	0	0	---	0	0
27 Taylor Hatfield..	0	0	0	0	.000	0	0	0	---	0	0
2 Chris Fanning....	0	0	0	0	.000	0	0	0	---	0	0
Totals.....	1653	1092	491	70	.958	31	50	18	.735	21	0
Opponents.....	1519	1075	370	74	.951	35	38	5	.884	13	0

Hitting minimums - 1 Games 1.5 AB/Game
Pitching minimums - 1 Games 0.5 IP/Game

2009 Cumberland Baseball
 Games Summary for Cumberland (as of May 01, 2009)
 (All games)

Inning-by-inning	1	2	3	4	5	6	7	8	9	EX	Total
Cumberland	66	52	46	34	55	45	11	11	2	4	326
Opponents	40	42	31	21	37	42	20	6	5	2	246

Win-Loss Record When

Overall.....	30-21	After 6 leading.....	22-2
Conference.....	15-5 trailing....	3-14
Non-Conference.....	15-16 tied.....	1-2
Home games.....	17-8	After 7 leading.....	5-1
Away games.....	11-12 trailing....	1-2
Neutral site.....	2-1 tied.....	0-0
Day games.....	30-19	After 8 leading.....	5-1
Night games.....	0-2 trailing....	0-2
vs Left starter....	6-4 tied.....	1-0
vs Right starter... 24-17			
1-Run games.....	6-4	Hit 0 home runs.....	8-15
2-Run games.....	4-5	... 1 home run.....	13-4
5+Run games.....	17-6	... 2+ home runs....	9-2
Extra innings.....	3-1		
Shutouts.....	7-2	Opponent 0 home runs	23-11
	 1 home run.	5-5
	 2+ HRs.....	2-5
Scoring 0-2 runs....	0-12		
..... 3-5 runs....	6-5		
..... 6-9 runs....	15-4	Made 0 errors.....	8-4
..... 10+ runs....	9-0 1 error.....	12-7
	 2+ errors.....	10-10
Opponent 0-2 runs... 16-2			
..... 3-5 runs... 8-7		Opp. made 0 errors..	5-4
..... 6-9 runs... 4-8	 1 error... 11-9	
..... 10+ runs... 2-4	 2+ errors. 14-8	
Scored in 1st inning 22-9		Out-hit opponent....	23-5
Opp. scored in 1st.. 11-12		Out-hit by opponent.	2-11
Scores first..... 22-7		Hits are tied.....	5-5
Opp. scores first... 8-14			

Record when team scores:

Runs	0	1	2	3	4	5	6	7	8	9	10+
W-L	0-2	0-6	0-4	2-1	2-2	2-2	4-3	5-1	5-0	1-0	9-0

Record when opponent scores:

Runs	0	1	2	3	4	5	6	7	8	9	10+
W-L	7-0	5-0	4-2	4-2	1-4	3-1	3-3	0-3	1-1	0-1	2-4

Record when leading after:

Inn.	1	2	3	4	5	6	7	8
W-L	19-7	22-4	20-3	22-4	24-3	22-2	5-1	5-1

Record when trailing after:

Inn.	1	2	3	4	5	6	7	8
W-L	6-8	4-12	4-16	3-15	0-15	3-14	1-2	0-2

Record when tied after:

Inn.	1	2	3	4	5	6	7	8
W-L	5-6	4-5	6-2	5-2	3-3	1-2	0-0	1-0

Current winning streak: 2

Longest winning streak: 12

Longest losing streak: 5

Home attendance : 3179 (24 dates avg = 132)

Away attendance : 2199 (20 dates avg = 109)

Total attendance: 5378 (44 dates avg = 122)

2009 Cumberland Baseball
 Game Results for Cumberland (as of May 01, 2009)
 (All games)

Game date	Opposing team	Score	r	h	e/	r	h	e	Inns	Overall	TransSouth	Pitcher of record	Attend	Time	
-----	-----	-----	-----/-----			-----	-----	-----	-----	-----	-----	-----	-----	-----	-----
Feb 13, 2009	at #18 Auburn Montgomer	1-4 L	1	5	0/	4	8	0	6	0- 1- 0	0- 0- 0	Timbrook (L 0-1)	82	2:01	
Feb 14, 2009	at Faulkner Univ.	W 6-0	6	7	0/	0	3	3	7	1- 1- 0	0- 0- 0	Post (W 1-0)	313	1:42	
Feb 14, 2009	at Faulkner Univ.	W 15-0	15	11	2/	0	3	3	5	2- 1- 0	0- 0- 0	Sprague (W 1-0)	313	1:47	
Feb 15, 2009	at #18 Auburn Montgomer	6-12 L	6	10	0/12	16	2	7	7	2- 2- 0	0- 0- 0	Parker (L 0-1)	202	2:23	
Feb 15, 2009	at #18 Auburn Montgomer	W 7-6	7	8	4/	6	8	1	7	3- 2- 0	0- 0- 0	Whittaker (W 1-0)	177	2:08	
Feb 21, 2009	IOWA WESLEYAN	W 14-4	14	9	2/	4	6	0	5	4- 2- 0	0- 0- 0	Timbrook (W 1-1)	202	1:51	
Feb 21, 2009	IOWA WESLEYAN	W 7-3	7	3	0/	3	7	4	7	5- 2- 0	0- 0- 0	Sprague (W 2-0)	61	2:07	
Feb 22, 2009	IOWA WESLEYAN	W 6-5	6	9	2/	5	11	2	7	6- 2- 0	0- 0- 0	Jennings (W 1-0)	101	2:36	
Feb 22, 2009	IOWA WESLEYAN	2-4 L	2	6	1/	4	6	2	6	6- 3- 0	0- 0- 0	Parker (L 0-2)	87	1:51	
Feb 27, 2009	MISSOURI BAPTIST	1-4 L	1	5	1/	4	6	0	7	6- 4- 0	0- 0- 0	Schaefer (L 0-1)	42	1:56	
Feb 27, 2009	MISSOURI BAPTIST	0-6 L	0	5	2/	6	11	1	7	6- 5- 0	0- 0- 0	Sprague (L 2-1)	47	1:49	
Mar 02, 2009	vs #15 St. Xavier	2-6 L	2	7	2/	6	4	2	7	6- 6- 0	0- 0- 0	Whittaker (L 1-1)	39	1:45	
Mar 02, 2009	at #13 Embry-Riddle	1-3 L	1	5	2/	3	3	1	7	6- 7- 0	0- 0- 0	Post (L 1-1)	111	1:46	
Mar 03, 2009	vs St. Xavier	W 3-2	3	9	1/	2	5	1	7	7- 7- 0	0- 0- 0	Timbrook (W 2-1)	45	2:00	
Mar 03, 2009	at #13 Embry-Riddle	2-6 L	2	6	1/	6	10	1	7	7- 8- 0	0- 0- 0	Jennings (L 1-1)	107	1:52	
Mar 04, 2009	vs #6 Bellevue Univ.	W 7-6	7	8	0/	6	8	1	7	8- 8- 0	0- 0- 0	Schaefer (W 1-1)	109	2:10	
Mar 05, 2009	at #13 Embry-Riddle	5-8 L	5	14	1/	8	13	3	9	8- 9- 0	0- 0- 0	Sprague (L 2-2)	67	3:15	
*Mar 13, 2009	BETHEL COLLEGE	W 8-2	8	6	1/	2	6	1	7	9- 9- 0	1- 0- 0	Schaefer (W 2-1)	71	1:57	
*Mar 13, 2009	BETHEL COLLEGE	2-4 L	2	4	2/	4	4	2	7	9-10- 0	1- 1- 0	Post (L 1-2)	48	2:09	
*Mar 14, 2009	BETHEL COLLEGE	4-21 L	4	8	4/21	19	2	7	7	9-11- 0	1- 2- 0	Sprague (L 2-3)	51	2:45	
Mar 15, 2009	LINDSEY WILSON	W 6-1	6	8	1/	1	6	1	7	10-11- 0	1- 2- 0	Timbrook (W 3-1)	89	1:44	
Mar 15, 2009	LINDSEY WILSON	4-7 L	4	9	2/	7	9	1	7	10-12- 0	1- 2- 0	Whittaker (L 1-2)	119	2:06	
Mar 18, 2009	at Georgetown College	0-5 L	0	4	1/	5	6	0	7	10-13- 0	1- 2- 0	Parker (L 0-3)	-	1:47	
Mar 18, 2009	at Georgetown College	1-2 L	1	5	3/	2	5	1	7	10-14- 0	1- 2- 0	Vance (L 0-1)	-	1:36	
*Mar 20, 2009	MID-CONTINENT	W 5-0	5	8	0/	0	3	0	9	11-14- 0	2- 2- 0	Schaefer (W 3-1)	133	2:25	
*Mar 21, 2009	MID-CONTINENT	W 14-2	14	12	1/	2	1	3	6	12-14- 0	3- 2- 0	Post (W 2-2)	135	1:59	
*Mar 21, 2009	MID-CONTINENT	W 8-0	8	8	1/	0	3	2	7	13-14- 0	4- 2- 0	Timbrook (W 4-1)	118	1:53	
Mar 24, 2009	GEORGETOWN COLLEGE	W 14-0	14	18	0/	0	5	2	7	14-14- 0	4- 2- 0	Sprague (W 3-3)	167	1:55	
*Mar 28, 2009	at Lyon College	W 11-10	11	14	2/10	14	2	(10)	15-14- 0	5- 2- 0	Spivey (W 1-0)	-	3:20		
*Mar 28, 2009	at Lyon College	W 13-1	13	17	1/	1	0	0	5	16-14- 0	6- 2- 0	Post (W 3-2)	-	1:45	
*Mar 29, 2009	at Lyon College	W 6-1	6	9	1/	1	7	1	9	17-14- 0	7- 2- 0	Timbrook (W 5-1)	89	2:25	
Apr 01, 2009	at #8 Campbellsville	W 8-3	8	12	2/	3	5	1	9	18-14- 0	7- 2- 0	Parker (W 1-3)	0	2:20	
*Apr 03, 2009	UNION UNIV.	W 4-2	4	9	2/	2	5	2	9	19-14- 0	8- 2- 0	Schaefer (W 4-1)	78	1:51	
*Apr 04, 2009	UNION UNIV.	W 5-3	5	10	1/	3	4	0	7	20-14- 0	9- 2- 0	Post (W 4-2)	276	1:57	
*Apr 04, 2009	UNION UNIV.	W 7-1	7	13	1/	1	6	0	7	21-14- 0	10- 2- 0	Timbrook (W 6-1)	212	1:52	
Apr 08, 2009	#9 CAMPBELLSVILLE	W 19-8	19	16	1/	8	15	3	7	22-14- 0	10- 2- 0	Cowan (W 1-0)	93	2:40	
*Apr 10, 2009	#18 TREVECCA	1-2 L	1	5	0/	2	5	2	(10)	22-15- 0	10- 3- 0	Schaefer (L 4-2)	212	2:06	
*Apr 11, 2009	#18 TREVECCA	W 7-5	7	9	2/	5	6	2	(11)	23-15- 0	11- 3- 0	Sprague (W 4-3)	242	3:09	
*Apr 11, 2009	#18 TREVECCA	W 8-6	8	9	1/	6	8	1	7	24-15- 0	12- 3- 0	Timbrook (W 7-1)	231	2:39	
Apr 15, 2009	at Milligan College	W 3-0	3	8	1/	0	8	1	7	25-15- 0	12- 3- 0	Parker (W 2-3)	42	1:35	
Apr 15, 2009	at Milligan College	1-3 L	1	5	0/	3	4	1	7	25-16- 0	12- 3- 0	Jennings (L 1-2)	-	1:46	
Apr 16, 2009	GEORGETOWN COLLEGE	7-9 L	7	9	3/	9	10	1	9	25-17- 0	12- 3- 0	Cowan (L 1-1)	51	3:00	
Apr 17, 2009	at Lambuth Univ.	W 8-0	8	9	0/	0	3	3	7	26-17- 0	12- 3- 0	Post (W 5-2)	51	1:52	
Apr 17, 2009	at Lambuth Univ.	6-7 L	6	11	2/	7	8	0	7	26-18- 0	12- 3- 0	Spivey (L 1-1)	63	2:00	
Apr 18, 2009	at Lambuth Univ.	W 4-3	4	10	0/	3	8	1	9	27-18- 0	12- 3- 0	Timbrook (W 8-1)	63	2:40	
Apr 21, 2009	at #11 Lee Univ.	5-16 L	5	12	1/16	13	1	7	7	27-19- 0	12- 3- 0	Spivey (L 1-2)	0	2:15	
*Apr 24, 2009	at Freed-Hardeman	6-7 L	6	9	1/	7	10	3	9	27-20- 0	12- 4- 0	Sprague (L 4-4)	101	2:40	
*Apr 25, 2009	at Freed-Hardeman	W 20-16	20	19	2/16	17	2	(8)	28-20- 0	13- 4- 0	Spivey (W 2-2)	225	3:25		
*Apr 25, 2009	at Freed-Hardeman	3-14 L	3	7	5/14	13	1	6	6	28-21- 0	13- 5- 0	Timbrook (L 8-2)	-	2:06	
*Apr 30, 2009	MARTIN METHODIST	W 14-5	14	13	4/	5	7	3	7	29-21- 0	14- 5- 0	Schaefer (W 5-2)	-	2:15	
*Apr 30, 2009	MARTIN METHODIST	W 9-1	9	11	0/	1	3	1	7	30-21- 0	15- 5- 0	Post (W 6-2)	313	1:34	
*May 01, 2009	MARTIN METHODIST														

* = Conference game
 () extra inning game

2009 Cumberland Baseball
 Team Game-by-Game for Cumberland (as of May 01, 2009)
 Batting (All games)

Date	Opponent	AB	R	H	RBI	2B	3B	HR	BB	IBB	SB	CS	HBP	SAC	SF	GDP	K	PO	A	E	Avg
Feb 13, 2009	at Auburn Montgomery	21	1	5	1	0	0	1	2	0	0	0	1	0	0	2	1	18	10	0	.238
Feb 14, 2009	at Faulkner Univ.	29	6	7	6	3	1	0	4	0	1	0	2	0	1	1	4	21	9	0	.240
Feb 14, 2009	at Faulkner Univ.	29	15	11	13	2	0	2	4	0	0	0	2	0	0	0	6	15	7	2	.291
Feb 15, 2009	at Auburn Montgomery	31	6	10	6	0	1	3	4	0	0	1	1	0	1	0	10	18	9	0	.300
Feb 15, 2009	at Auburn Montgomery	25	7	8	5	1	1	1	7	1	0	1	0	1	0	1	6	21	13	4	.304
Feb 21, 2009	Iowa Wesleyan	21	14	9	14	1	0	4	5	0	0	0	3	1	0	0	5	15	6	2	.321
Feb 21, 2009	Iowa Wesleyan	21	7	3	6	2	0	0	10	0	2	0	3	0	1	0	4	21	8	0	.299
Feb 22, 2009	Iowa Wesleyan	26	6	9	4	4	0	0	7	1	2	0	3	0	0	1	4	21	11	2	.305
Feb 22, 2009	Iowa Wesleyan	25	2	6	2	0	0	1	3	0	1	0	0	0	0	1	8	18	11	1	.298
Feb 27, 2009	Missouri Baptist	23	1	5	1	1	0	0	3	0	1	0	0	0	1	0	4	21	13	1	.291
Feb 27, 2009	Missouri Baptist	26	0	5	0	0	0	0	2	0	1	0	1	0	0	0	5	21	9	2	.282
Mar 02, 2009	vs St. Xavier	29	2	7	1	0	1	0	1	1	1	0	0	0	0	1	5	18	11	2	.278
Mar 02, 2009	Embry-Riddle	25	1	5	0	2	0	0	7	0	0	1	0	0	0	0	7	21	9	2	.272
Mar 03, 2009	vs St. Xavier	30	3	9	3	2	0	0	1	0	0	0	1	0	0	1	4	21	16	1	.274
Mar 03, 2009	at Embry-Riddle	27	2	6	1	0	0	0	3	0	0	0	0	0	0	0	8	18	9	1	.271
Mar 04, 2009	vs Bellevue Univ.	28	7	8	6	0	0	2	7	0	1	0	0	0	0	0	6	21	9	0	.272
Mar 05, 2009	at Embry-Riddle	42	5	14	4	2	0	0	7	0	0	0	0	0	0	1	6	24	7	1	.277
Mar 13, 2009	*Bethel College	23	8	6	8	1	1	1	9	0	0	0	1	1	0	0	5	21	10	1	.277
Mar 13, 2009	*Bethel College	26	2	4	1	0	0	0	4	0	3	1	0	0	0	0	7	21	8	2	.270
Mar 14, 2009	*Bethel College	27	4	8	4	3	0	0	6	0	2	0	0	0	1	1	6	21	9	4	.272
Mar 15, 2009	Lindsey Wilson	27	6	8	6	2	0	1	1	0	1	0	0	0	0	0	6	21	10	1	.273
Mar 15, 2009	Lindsey Wilson	27	4	9	4	4	0	0	6	0	0	0	0	0	0	1	1	21	9	2	.276
Mar 18, 2009	at Georgetown College	22	0	4	0	0	0	0	3	0	0	0	0	1	0	1	3	18	7	1	.272
Mar 18, 2009	at Georgetown College	25	1	5	1	2	0	0	4	0	1	0	0	1	0	0	6	18	10	3	.269
Mar 20, 2009	*Mid-Continent	28	5	8	5	0	0	0	8	2	5	0	0	2	1	0	6	27	9	0	.270
Mar 21, 2009	*Mid-Continent	27	14	12	13	1	1	1	8	0	1	1	0	1	2	0	2	18	5	1	.277
Mar 21, 2009	*Mid-Continent	26	8	8	6	0	0	1	3	0	0	0	0	0	1	0	4	21	11	1	.278
Mar 24, 2009	Georgetown College	35	14	18	14	6	1	1	1	0	0	0	2	1	0	0	7	21	9	0	.289
Mar 28, 2009	at *Lyon College	43	11	14	10	5	0	1	3	0	1	0	1	0	1	2	7	30	15	2	.291
Mar 28, 2009	at *Lyon College	28	13	17	12	5	0	1	2	0	1	0	0	0	1	2	1	15	2	1	.302
Mar 29, 2009	at *Lyon College	34	6	9	4	2	0	0	5	0	0	0	1	1	0	1	10	27	12	1	.300
Apr 01, 2009	at Campbellsville	38	8	12	8	4	0	1	2	0	1	0	0	1	0	0	4	27	12	2	.301
Apr 03, 2009	*Union Univ.	30	4	9	4	3	0	1	1	0	0	0	4	1	1	1	1	27	12	2	.301
Apr 04, 2009	*Union Univ.	26	5	10	5	3	0	0	3	0	1	0	0	1	0	0	9	21	7	1	.303
Apr 04, 2009	*Union Univ.	29	7	13	7	2	0	4	2	0	0	0	1	0	0	0	1	21	11	1	.307
Apr 08, 2009	Campbellsville	37	19	16	19	1	0	4	5	0	1	0	1	0	0	0	8	21	11	1	.312
Apr 10, 2009	*Trevecca	35	1	5	1	0	0	0	0	0	0	0	0	2	0	0	7	30	11	0	.306
Apr 11, 2009	*Trevecca	38	7	9	6	1	0	3	7	1	2	0	0	2	0	1	9	33	11	2	.304
Apr 11, 2009	*Trevecca	26	8	9	7	2	0	1	6	0	1	0	0	0	1	1	2	21	7	1	.305
Apr 15, 2009	at Milligan College	27	3	8	2	0	1	0	2	0	2	0	0	1	0	0	2	21	10	1	.305
Apr 15, 2009	at Milligan College	23	1	5	1	0	0	0	2	0	0	0	1	1	1	1	10	18	3	0	.303
Apr 16, 2009	Georgetown College	34	7	9	6	4	0	0	8	0	0	0	1	0	1	0	4	27	12	3	.302
Apr 17, 2009	at Lambuth Univ.	32	8	9	8	2	0	1	8	0	0	0	1	0	1	0	8	21	7	0	.301
Apr 17, 2009	at Lambuth Univ.	29	6	11	6	0	1	3	3	0	0	0	1	1	0	0	4	19	17	2	.303
Apr 18, 2009	at Lambuth Univ.	36	4	10	4	1	0	1	6	1	1	0	0	1	0	0	7	27	14	0	.302
Apr 21, 2009	at Lee Univ.	33	5	12	3	2	1	1	2	0	0	0	4	0	0	0	9	18	6	1	.304
Apr 24, 2009	at *Freed-Hardeman	34	6	9	5	2	0	0	4	0	1	0	0	1	0	1	9	25	12	1	.303
Apr 25, 2009	at *Freed-Hardeman	39	20	19	18	3	2	3	6	1	0	0	2	3	2	1	4	24	10	2	.308
Apr 25, 2009	at *Freed-Hardeman	24	3	7	1	1	0	1	3	0	1	0	1	0	0	1	9	16	8	5	.308
Apr 30, 2009	*Martin Methodist	32	14	13	11	4	1	4	6	0	1	0	1	0	0	0	7	21	12	4	.310
Apr 30, 2009	*Martin Methodist	28	9	11	9	4	0	2	1	0	1	0	1	0	2	0	5	21	5	0	.312
Totals		1486	326	463	292	90	13	51	217	8	38	5	41	25	20	24	283	1092	491	70	.312

2009 Cumberland Baseball
 Team Game-by-Game for Cumberland (as of May 01, 2009)
 Pitching (All games)

Date	Opponent	IP	H	R	ER	BB	SO	2B	3B	HR	WP	BK	HBP	DP	IBB	Score	W-L	SV	ERA
Feb 13, 2009	at Auburn Montgomery	6.0	8	4	3	4	2	1	0	0	1	0	1	2	0	1-4	0-1	0	4.50
Feb 14, 2009	at Faulkner Univ.	7.0	3	0	0	3	5	0	0	0	0	0	1	3	0	6-0	1-1	0	2.08
Feb 14, 2009	at Faulkner Univ.	5.0	3	0	0	2	4	0	0	0	0	0	0	0	0	15-0	2-1	0	1.50
Feb 15, 2009	at Auburn Montgomery	6.0	16	12	12	3	4	2	0	2	0	0	0	0	0	6-12	2-2	0	5.62
Feb 15, 2009	at Auburn Montgomery	7.0	8	6	0	3	2	2	1	0	0	0	0	2	0	7-6	3-2	1	4.35
Feb 21, 2009	Iowa Wesleyan	5.0	6	4	3	3	4	1	0	0	0	0	2	0	0	14-4	4-2	1	4.50
Feb 21, 2009	Iowa Wesleyan	7.0	7	3	1	3	8	2	0	0	1	0	0	1	0	7-3	5-2	1	3.98
Feb 22, 2009	Iowa Wesleyan	7.0	11	5	3	5	4	0	0	0	1	0	1	0	0	6-5	6-2	1	3.96
Feb 22, 2009	Iowa Wesleyan	6.0	6	4	3	3	2	1	0	0	0	0	2	2	0	2-4	6-3	1	4.02
Feb 27, 2009	Missouri Baptist	7.0	6	4	4	3	4	2	0	0	0	0	3	1	0	1-4	6-4	1	4.14
Feb 27, 2009	Missouri Baptist	7.0	11	6	5	2	8	3	0	0	1	0	0	2	0	0-6	6-5	1	4.37
Mar 02, 2009	vs St. Xavier	6.0	4	6	5	2	4	0	1	0	0	0	1	1	0	2-6	6-6	1	4.62
Mar 02, 2009	Embry-Riddle	7.0	3	3	2	3	5	0	1	0	0	0	0	0	0	1-3	6-7	1	4.45
Mar 03, 2009	vs St. Xavier	7.0	5	2	2	1	3	1	0	0	0	0	0	0	0	3-2	7-7	1	4.30
Mar 03, 2009	at Embry-Riddle	6.0	10	6	4	1	6	1	0	0	0	0	0	0	0	2-6	7-8	1	4.41
Mar 04, 2009	vs Bellevue Univ.	7.0	8	6	6	1	7	2	0	2	0	0	0	0	0	7-6	8-8	1	4.63
Mar 05, 2009	at Embry-Riddle	8.0	13	8	5	3	6	0	1	0	2	0	0	0	0	5-8	8-9	1	4.70
Mar 13, 2009	*Bethel College	7.0	6	2	1	1	6	0	0	1	0	0	0	1	0	8-2	9-9	1	4.50
Mar 13, 2009	*Bethel College	7.0	4	4	1	3	9	1	0	1	0	1	1	1	0	2-4	9-10	1	4.32
Mar 14, 2009	*Bethel College	7.0	19	21	15	6	8	6	0	0	1	0	4	0	0	4-21	9-11	1	5.11
Mar 15, 2009	Lindsey Wilson	7.0	6	1	1	3	5	0	0	0	0	1	2	1	0	6-1	10-11	1	4.92
Mar 15, 2009	Lindsey Wilson	7.0	9	7	5	3	6	1	0	0	2	0	0	0	0	4-7	10-12	1	4.99
Mar 18, 2009	at Georgetown College	6.0	6	5	4	5	5	1	0	0	0	0	0	0	0	0-5	10-13	1	5.03
Mar 18, 2009	at Georgetown College	6.0	5	2	1	1	4	1	0	1	0	0	0	0	0	1-2	10-14	1	4.90
Mar 20, 2009	*Mid-Continent	9.0	3	0	0	2	5	0	0	0	0	0	0	1	0	5-0	11-14	1	4.63
Mar 21, 2009	*Mid-Continent	6.0	1	2	1	1	9	1	0	0	0	0	0	0	0	14-2	12-14	1	4.53
Mar 21, 2009	*Mid-Continent	7.0	3	0	0	1	4	1	0	0	0	0	1	0	0	8-0	13-14	1	4.35
Mar 24, 2009	Georgetown College	7.0	5	0	0	0	7	1	0	0	0	0	0	1	0	14-0	14-14	1	4.19
Mar 28, 2009	at *Lyon College	10.0	14	10	8	3	9	6	1	1	1	0	2	0	0	11-10	15-14	1	4.34
Mar 28, 2009	at *Lyon College	5.0	0	1	0	3	8	0	0	0	0	0	2	0	0	13-1	16-14	1	4.23
Mar 29, 2009	at *Lyon College	9.0	7	1	1	1	5	2	0	0	1	0	0	0	0	6-1	17-14	1	4.09
Apr 01, 2009	at Campbellsville	9.0	5	3	3	3	5	2	0	0	1	0	0	0	0	8-3	18-14	1	4.05
Apr 03, 2009	*Union Univ.	9.0	5	2	1	2	6	2	0	0	0	0	0	1	0	4-2	19-14	1	3.93
Apr 04, 2009	*Union Univ.	7.0	4	3	2	2	7	1	0	0	0	0	1	0	0	5-3	20-14	1	3.89
Apr 04, 2009	*Union Univ.	7.0	6	1	0	2	4	3	0	0	0	0	0	2	0	7-1	21-14	1	3.78
Apr 08, 2009	Campbellsville	7.0	15	8	6	3	4	2	1	0	0	0	1	1	0	19-8	22-14	1	3.89
Apr 10, 2009	*Trevecca	10.0	5	2	2	1	8	0	0	1	0	0	1	0	0	1-2	22-15	1	3.81
Apr 11, 2009	*Trevecca	11.0	6	5	3	2	8	2	0	1	2	0	1	0	0	7-5	23-15	1	3.75
Apr 11, 2009	*Trevecca	7.0	8	6	6	5	9	0	1	1	2	0	0	1	0	8-6	24-15	2	3.85
Apr 15, 2009	at Milligan College	7.0	8	0	0	1	4	1	0	0	0	0	0	1	0	3-0	25-15	2	3.76
Apr 15, 2009	at Milligan College	6.0	4	3	3	2	5	2	1	1	0	0	0	0	0	1-3	25-16	2	3.77
Apr 16, 2009	Georgetown College	9.0	10	9	6	2	2	2	0	1	0	0	2	0	0	7-9	25-17	2	3.84
Apr 17, 2009	at Lambuth Univ.	7.0	3	0	0	0	3	1	0	0	0	0	0	0	0	8-0	26-17	2	3.75
Apr 17, 2009	at Lambuth Univ.	6.1	8	7	5	1	1	1	0	2	0	0	1	0	0	6-7	26-18	2	3.82
Apr 18, 2009	at Lambuth Univ.	9.0	8	3	3	1	1	2	1	0	0	0	3	1	0	4-3	27-18	2	3.80
Apr 21, 2009	at Lee Univ.	6.0	13	16	15	4	5	1	0	3	1	1	1	1	0	5-16	27-19	2	4.14
Apr 24, 2009	at *Freed-Hardeman	8.1	10	7	6	4	4	1	0	2	2	0	0	1	0	6-7	27-20	2	4.20
Apr 25, 2009	at *Freed-Hardeman	8.0	17	16	11	10	7	2	0	5	0	0	0	1	0	20-16	28-20	3	4.39
Apr 25, 2009	at *Freed-Hardeman	5.1	13	14	7	1	5	2	0	3	1	1	2	0	0	3-14	28-21	3	4.50
Apr 30, 2009	*Martin Methodist	7.0	7	5	2	2	2	3	0	0	2	0	0	1	0	14-5	29-21	3	4.46
Apr 30, 2009	*Martin Methodist	7.0	3	1	1	1	6	0	0	1	0	0	0	1	0	9-1	30-21	3	4.40
Totals		364.0	374	246	178	127	264	69	9	29	22	4	36	31	0	326-246	30-21	3	4.40

* = TranSouth game