


Encores and More Consignment – “Bringing Down the Cost of Growing Up!”



Get ready now for our 33rd season of great consignment shopping!

Encores and More is Middle Tennessee’s favorite consignment sale! At our Spring sale we had over 800 consignors and more than 75,000 items to choose from.

We will have clothing and shoes for the entire family, toys, books, and equipment for children, house wares and décor for your home. Come shop our mega selection in our new store space at [7105 Moores Lane](#) in Cool Springs, in the former Cresnet Furniture Store behind Barnes and Noble.


<u>Consignor’s Presale:</u>	<u>Public Sale Dates:</u>	<u>Friday – 25% off</u>
July 24	<u>Saturday:</u>	July 31
Friday	July 25	10am – 8pm
5pm for Consignor Passes	Noon – 8pm	
8pm for Guest Passes	<u>Sunday:</u>	<u>Half Price Day:</u>
	July 26	Saturday, Aug. 1
	Noon – 6pm	8am – 3pm

Do you want to be a consignor at our Children’s Sale? [Join us!](#)

- Make \$\$ from discarded clothes, toys, furniture, etc. (Adult/Home Info on last page, [click here](#))
 - Shop before our public opening! You will receive a pass to the presale that is for consignors only on Friday July 24 at 5pm and a guest pass for entrance at 8pm. (Please note: One adult per pass.)
 - **No children under 10 at the presale.** Bring their measurements with you!
 - The advertising, location, and business hassles are taken care of for you.
- You will be paid 70% of your selling price. (Minus a \$14 participation fee.) Your profits will be mailed August 16th. **See all the details on the following pages!**

Important New Information!!

1. We have a great location on Moores Lane in a spacious, AIR CONDITIONED building. We had our largest sale ever in February and expect a great sale again this time!
2. We’ll do the adult sale again at the same time. Drop-off dates are exactly the same as the children’s drop-off. We want you to consign in both sales, but please do so wisely. If you only put one item in, you won’t cover the fees, so bring at least \$50 worth to make it worth your while. We do charge a participant’s fee for each sale, just as we’ve always done, but don’t forget, there is an easy way to have your fee waived at the adult sale. Check the newly renovated [adult website](#) for details.
3. **THIS IS THE LAST TIME YOU WILL RECEIVE A PAPER FLYER.** Please be sure sign up for our email list so you won’t miss the next sale. You add your email at the sale or on our website.
4. **Please use the online [Tag Form](#)!!** It makes everything faster, and we are in the process of adding several improvements. PLEASE use these tags, not only will it save you time, but it will drastically reduce the margin of human error, increasing the accuracy of your earnings check.
5. **Early shopping!!** We always need volunteer workers, so see the [worker page](#) on our web site if you want to be an early shopper. We’ll have some 4 hour shifts, and also off-site opportunities such delivering racks or lending us tables.
6. **Save time at drop-off—please bring your non-hanging items in disposable boxes or bags.** We will have separate stations for children’s and adult’s items, so have them in separate boxes. Please drop off shoes in a separate container to make inspection quicker.
7. **If at all possible, please do not bring purses or diaper bags into the sale building with you** (tuck your credit card and ID in your pocket!) If you choose to bring these type items in, please do not be offended when your bag is searched as you leave the building.



How To Consign:

Step 1. Consignor Number - get a new number each

sale

- **Get your number immediately on our web site: [click here](#)**
- Only if necessary, call (615) 587-4619

Step 2. What to Sell

Choose wisely, as all items will be inspected for cleanliness, defects, and proper tagging. (Minimum of 15 items)

Acceptable Items:

- Fall and Winter Clothing
- Boys sizes Infant thru 20
- Girls sizes Infant thru Junior
Jr. clothing must be age appropriate
- Clothing sizes 12 months and under
Limit 15 hanging items per sex per consignor
- Sleepers - only 100% Cotton -
Limit 5 per consignor
- Maternity - *Limit 6 per consignor*
- Clean Equipment - beds, strollers, high chairs, furniture, etc.
- Seasonal Shoes, Sports Equipment
- Toys, books, videos, games, CDs, DVDS (Please do not bag them, tie sets with string as seen on the web site, no more than 2 per set)

What Not to Sell:

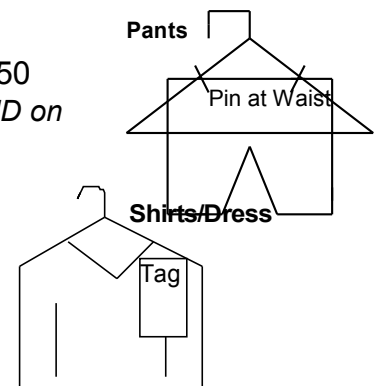
If any of the following are consigned, they will be donated to charity:

- Out-of-date clothing - nothing over 5 years old – it will not sell
- Tee shirts unless they are brand names or logos (Braves, Titans, Old Navy, Nike, etc.)
- Battery-operated toys without batteries
- Mobiles (unless in original box)
- No sleepers in plastic bags
- No Stuffed Animals or Grab Bags
- Items with stains, missing or broken parts
- Bedding sets not completely encased in sturdy plastic (such as the zippered bags it was originally packaged in)

Step 3. How to Price and Tag

Price: You set the price of all items: PRICE TO SELL! Use \$1.00 increments, no.50 cents, .99 cents, etc. (if you are donating your unsold items, please consider not using ND on them) Ask yourself "Would I buy these items at the price I am asking?"

Hangers: Clothing must be on **wire** hangers. Cleaners will give you hangers if you ask. With the hanger hook pointing to the left (see picture) place tag on the right shoulder. Twelve months & smaller can be on plastic hangers. Pin sets securely together by hanging the shirt first, then turn the hanger over and pin the pants by the waist (see picture) to the **backside** of the hanger, with the pin catching the hanger to support the pants.



Cards: **Please use our online tag form to print your tags!** If you must hand-write them, use 3 X 5 *Index cards* only! Fill out cards according to the diagram. Pin index cards vertically on the right shoulder as you look at the hanger. No writing in the top 1/3 of the card. Be sure all writing is below the pin. Make sure your consignor number is correct and on each item. Use the middle of the card to give a short description of the item, including a brand name. This info is important in the rare case where the tag is separated from the item. Do not make any changes or corrections once tags are completed. This is for your own protection. Make a new tag if a change is necessary. Bar codes will be added to the tags at drop-off if you don't print tags at home.

NEW: If you use handwritten cards, please bring a tally sheet with the number of barcode labels needed for each price increment for your clothing only. This is easiest done by listing any with ND and then any that will be discounted. [See website for an example.](#)

Pin will go here	
Con# X	Gender/Type Size
Description Price	
Blank For Barcode	Optional: ND

Put size here. Use a number, no S, M, or L (exceptions: men's shirts, maternity)
Put gender or type above size: Girls, Boys, Jrs, Maternity, etc.

Pins: Use one inch or larger safety pins on the tags (no tiny gold pins) placing the pin horizontally and catching the card **twice**. On higher-priced items, please doubly secure the pin to your tag by placing mailing tape to cover the pin and adhere it to the card. ([See our website for more details.](#))

Secure loose garments to the hanger with safety pins.

Non-Clothing Items: Group small items together in a Ziploc bag, card pinned on the outside. For shoes, pin shoes together with a large pin or twist tie, then pin tag to the connecting pin.

Scotch/masking tape won't hold and your tags will be lost if

securely attached. Do not put shoes or books in plastic bags.

ND means No Discount on

Half Price Day. Use red ink

Special Notes

*Clothes that are **clean, smell fresh, and pressed**, with buttons and zippers closed, look newer & generally sell better. Closing buttons will keep them from being torn off by other hangers that get caught in them, and having zippers fastened allows the item to hang properly on the hanger.

***Sets** tend to sell better (under size 10) than separate items, so match up separates if you can.

***Shoes** must be clean & in excellent condition.

***Toys** which require batteries must include them.

***Baby furniture, equipment, and toys** should be clean, have all parts, and any small pieces should be in a Ziploc bag, securely attached to the main part with packaging tape or ribbon.

***Clear packaging tape** is great for securing the bags so small hands can't reach in. Please don't use masking or scotch tape, it will not hold.

***Equipment** needs to be completely assembled at drop-off.

*If you bring a **car seat**, please call the Dept of Transportation at 800-424-9393 to make sure it has not been recalled.

*Please help us maintain high standards by checking your items before bringing them in.

Sunday, July 19 Noon - 6 pm

Appointment Only: [Click here to get an appointment](#)

Tues - Wed. July 14-15 9am - 4 pm

Monday, July 20 10am -1pm

To schedule an appointment, click on "[Become a Consignor](#)" on our website

Bring a **self addressed stamped envelope** for your check! If you hand-write your tags, also bring your tally list of bar code labels you need for your clothing items. You will need to hang your clothes in the correct sizes at drop-off. Please allow plenty of time to drop-off, especially if you don't have bar codes on your tags. Bring items in boxes/bags-- group shoes in a separate container

Step 5. Pre Sale

Friday, July 24

5pm for consignor passes

8pm for guest passes

Step 6. Pick-Up:

Sunday, August 2 11am- 2pm

All items must be removed on August 2. If you don't want your items donated, you or your friends/family **must** pick them up by **2pm**.

After that time, any remaining items will be donated.

Consider allowing items to go half price that you plan to donate.

“Get Paid to Clean Out Your Closet!!!”

11th Semi-Annual Adult Clothing/ Home Décor Sale

Same Dates as Kids Sale!!!
See our new web site:
www.encoresadultsale.wordpress.com

We are excited to bring you our Fall & Winter Adult/Home Décor Sale!! Once again, the children's and the adult sale will be conducted at the same time in our new location at 7105 Moores Lane, the former Crescent Furniture building, behind Barnes & Noble in Cool Springs. See the back page of the flyer for dates and times. Also, see the front page of the flyer for important new information. Thanks to our great consignors, the Spring sale was a huge success. We had over 300 consignors and over 10,000 items. You need to consign with us! You will be paid 60% of your selling price. (Minus a \$10 participation fee. Check the website for info on how to waive this fee by bringing a new consignor.)

---Josh Moseley

How to Consign: Step 1. Consignor Number

Get your number immediately on our new web site: www.encoresadultsale.wordpress.com

*0 Only if necessary, call 587-4619

You can use the same number for both the kid's and adult sale. **However you must place an “A” at the end of your consignor number on all adult clothing and home décor items.** For example, kid's items will be marked “202” and adult items will be marked “202A” Don't forget to use the [online tagging form](#) and print your tags from home!

Step 2. What to Sell

Choose wisely, as all items will be inspected for cleanliness, defects, and proper tagging. If any consigned item does not meet these criteria, it will be donated to charity.

Think upscale, not garage sale!

Acceptable Items:

- Adult Clothing- Men, Women, Juniors - 3 yrs or newer (Limit 15 hanging items per sex per consignor)
- Fall & Winter clothing in spotless condition.
- Shoes and Accessories- Clean and Pristine (Shoes limit 5 pairs per sex per consignor)
- Jewelry- Untarnished
- Home Furnishings- Furniture, Lamps, Tables, Sofas, Chairs,
- Recliners, Exercise Equipment, Appliances (in

Unacceptable Items:

If any of the following are consigned, they will be donated to charity:

- Out of date clothing
- Tee shirts unless they are brand name or logos (Titans, Old Navy, Nike etc.)
- Grab bags
- Items with stains, missing or broken parts, bedding/linens not completely encased in sturdy plastic.

*Please help us keep high standards by checking

Step 3. How to Price and Tag

See children's section step 3 and also see children's section *Special Notes.

Step 4. Drop Off

General Drop Off Hours:

General Drop Off: July 17-19

Appointment Only: July 14, 15, 20

See children's section step 4 for more details and hours.

Bring a **self addressed stamped envelope**. You will need to hang your clothes in the correct sizes at drop-off. You will also put bar codes on your tags at that time, so please allow plenty of time to drop-off.

Step 5. Pre Sale - Friday, July 24

5pm for consignor passes.

You will receive two passes to the presale that is for consignors only on Friday, July 24 at 5pm. You can shop with your spouse or a friend at the same time. (Please note: One adult per pass. No children under 10 at the presale.)

Step 6. Pick-Up

Sunday, August 2nd 11-2pm

When picking up unsold items, clothing will be sorted into numbers within each individual size, but other items will be sorted into the 100's. Encores and More is to vacate the building on Sunday, August 2. If you don't want your items donated, you or your friends/family must pick them up by 2pm. After 2pm, any remaining items will be donated. Consider allowing items to go half price that you plan to donate. Checks will be mailed August 16th.