

Supporting Student Choice and Opportunity in Higher Education

TICUA
TENNESSEE INDEPENDENT COLLEGES
AND UNIVERSITIES ASSOCIATION



Spring 2009

Overview

- Higher Education
 - United States Higher Education
 - Tennessee Higher Education
 - TICUA's Contribution to Higher Education
 - College Participation
 - College Affordability
 - College Completion
 - State's Economy



United States Higher Education

- 7,000 Accredited Institutions
- 4,314 Degree Granting Institutions
- 1,688 Public Colleges and Universities
 - 1,045 two-year public
 - 643 four-year public
- 1,640 Private Non-Profit Colleges and Universities
 - 107 two-year non-profit
 - 1,533 four-year non-profit
- 986 Two- and Four-Year For-Profit Institutions



Source: Council for Higher Education Accreditation (CHEA) & Chronicle of Higher Education Almanac, 2008-09.

Tennessee Higher Education

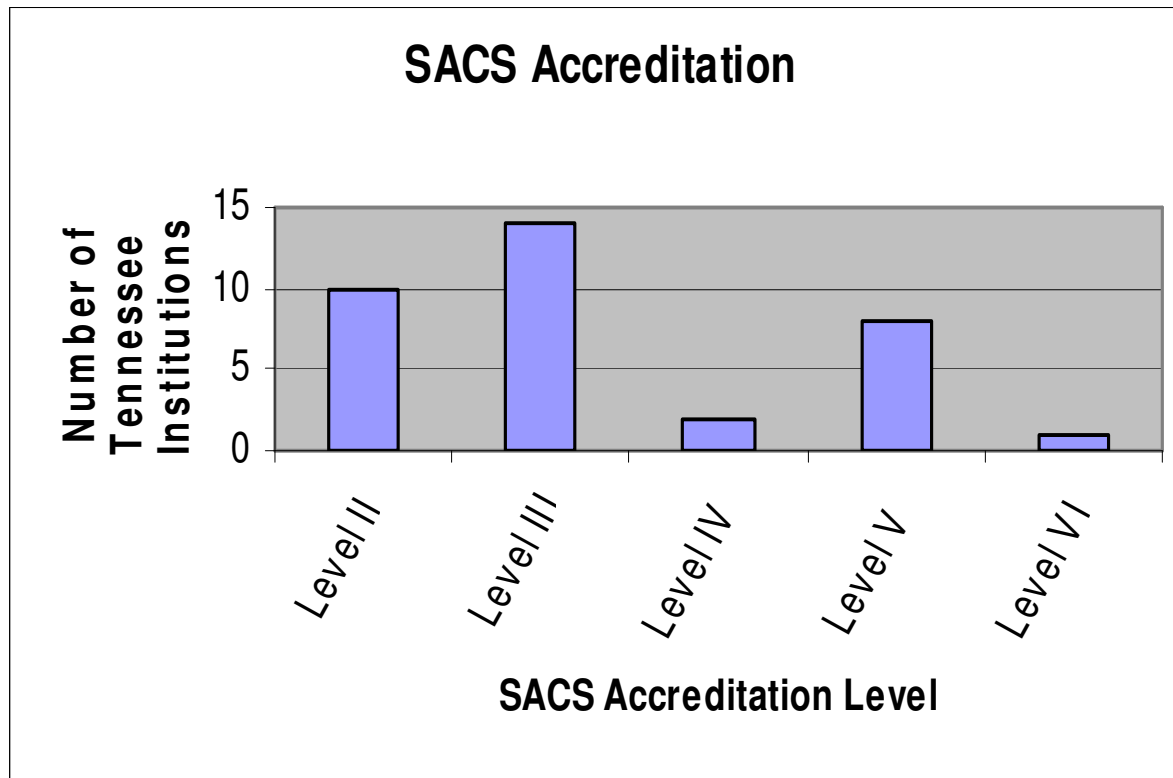
- Public Colleges and Universities
 - 26 technology centers
 - 13 public two-year community colleges
 - 10 public four-year universities
- TICUA Colleges and Universities
 - 32 four-year colleges and universities
 - 3 professional colleges

Tennessee's share of total U.S. college enrollment is 1.6%.

*Source: Chronicle of Higher Education, Almanac Issue 2008-09;
Tennessee Higher Education Commission and TICUA, 2008.*



Southern Association of Colleges and Schools (SACS) Accreditation

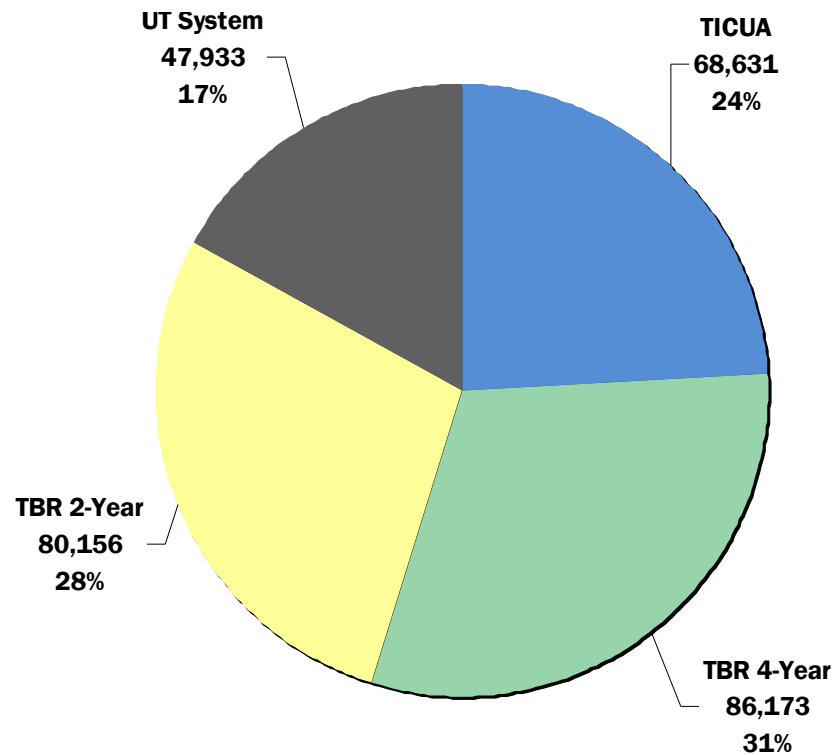


Tennessee Higher Education Highlights:

- TICUA institutions enroll 24 percent of total enrollment—but award 33 percent of degrees.
- Compared to Tennessee public colleges, our private colleges and universities:
 - Enroll a greater percentage of minority Tennesseans
 - Enroll students with a lower median family income
 - Graduate students in a more timely manner

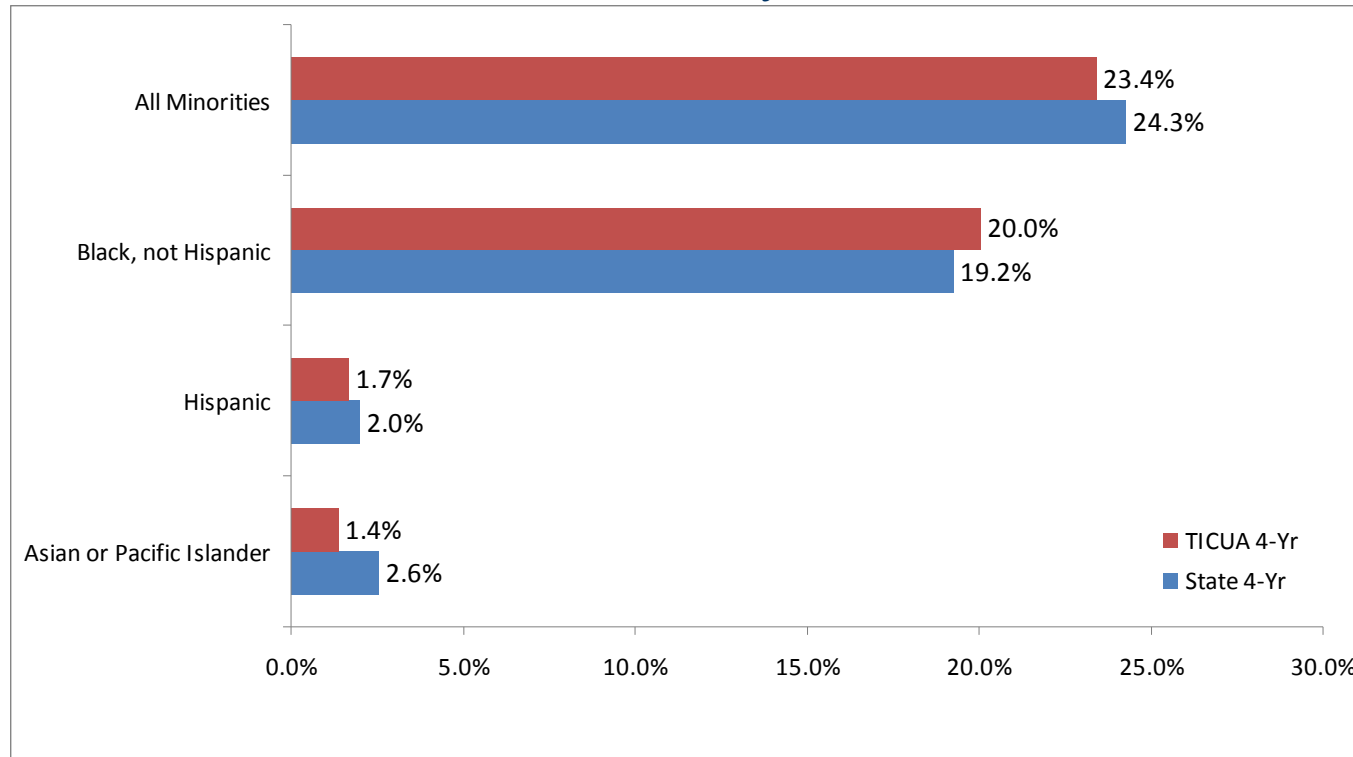


Tennessee Higher Education Share of Enrollment by Higher Education Sector, 2008



Tennessee private colleges and universities enroll about the same number of minority Tennesseans as State colleges and universities.

Enrollment by Race

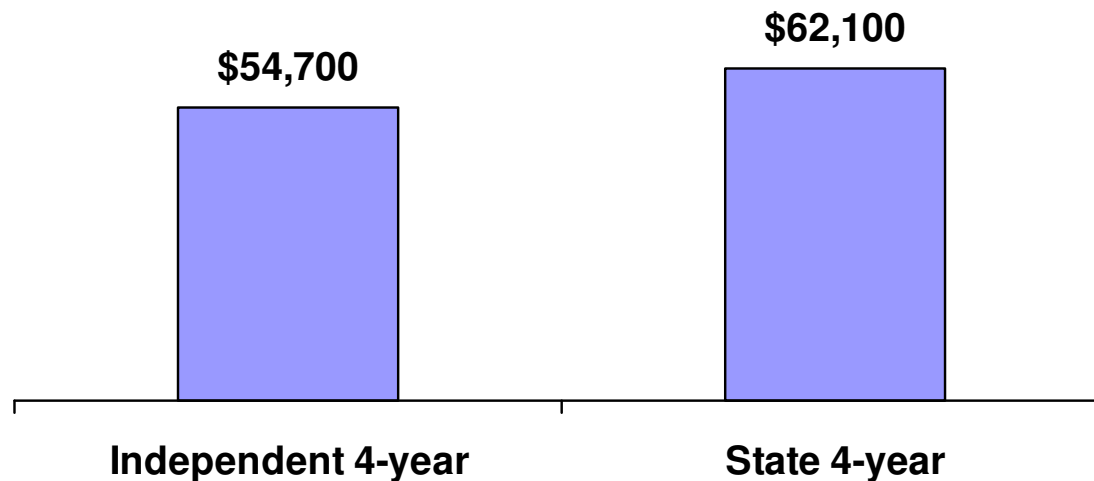


Note: State data include all students, while TICUA data represent only Tennessee residents, excluding Vanderbilt University.

Source: TICUA Enrollment Reports, fall 2008 & Tennessee Higher Education Commission, 2009.

The median family income of Tennesseans attending our four-year colleges and universities is \$7,400 less than those attending our state four-year colleges and universities

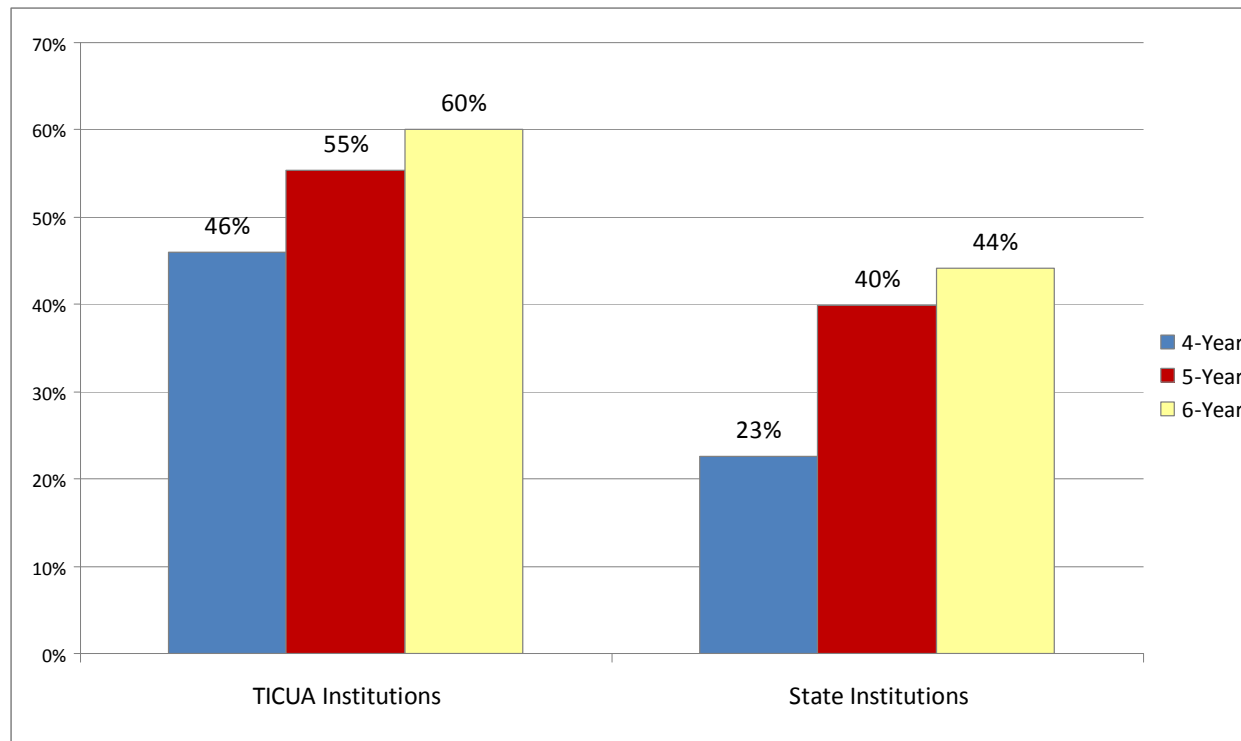
The Median Income of Students at Tennessee's Independent Colleges is Less Than at State Institutions



Source: U.S. Department of Education, National Center for Education Statistics, National Postsecondary Student Aid Study (NPSAS) 2003-04. Statistics are for dependent students who are Tennessee residents.

Students enrolling in TICUA campuses are more likely to graduate in a timely manner

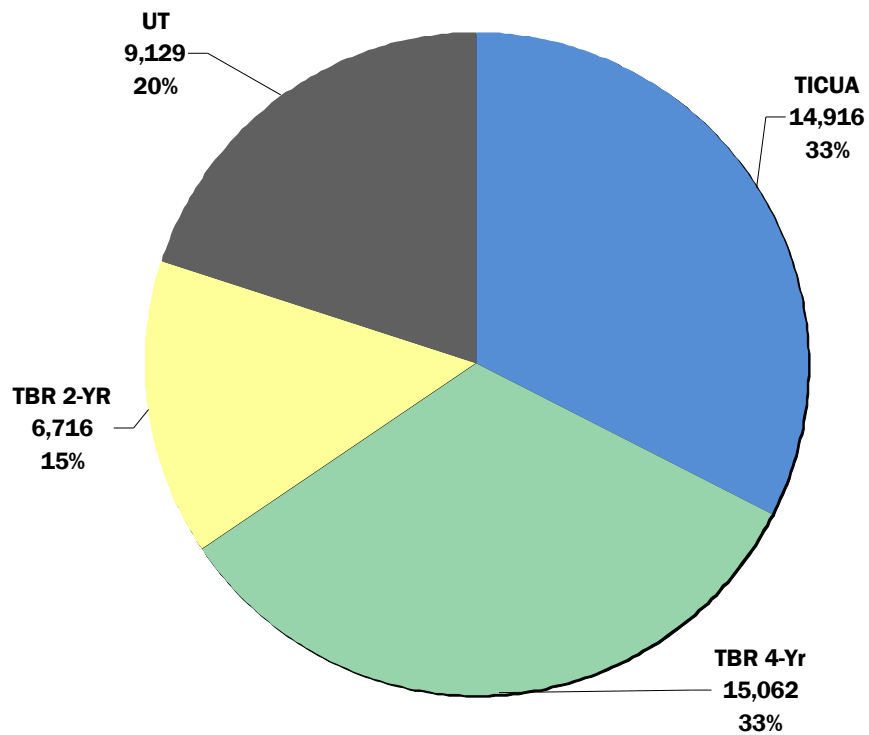
Graduation Rates – 2006-07



Source: U.S. Department of Education, National Center for Education Statistics, Integrated Postsecondary Education Data System (IPEDS), accessed 2009.



Percent of Degrees Awarded by Sector, 2007-08



TICUA's Contribution to Higher Education in Tennessee



TICUA: College Participation



TICUA Highlights: Participation

- In fall 2008, almost **one in four** Tennessee college students attended a TICUA member college or university.
- **43%** of students enrolled in TICUA member campuses are from other states and countries throughout the world.
- TICUA member colleges and universities enroll students from every county in the State.

Source: Fall enrollment report, figures based on headcount, TICUA, fall 2008.



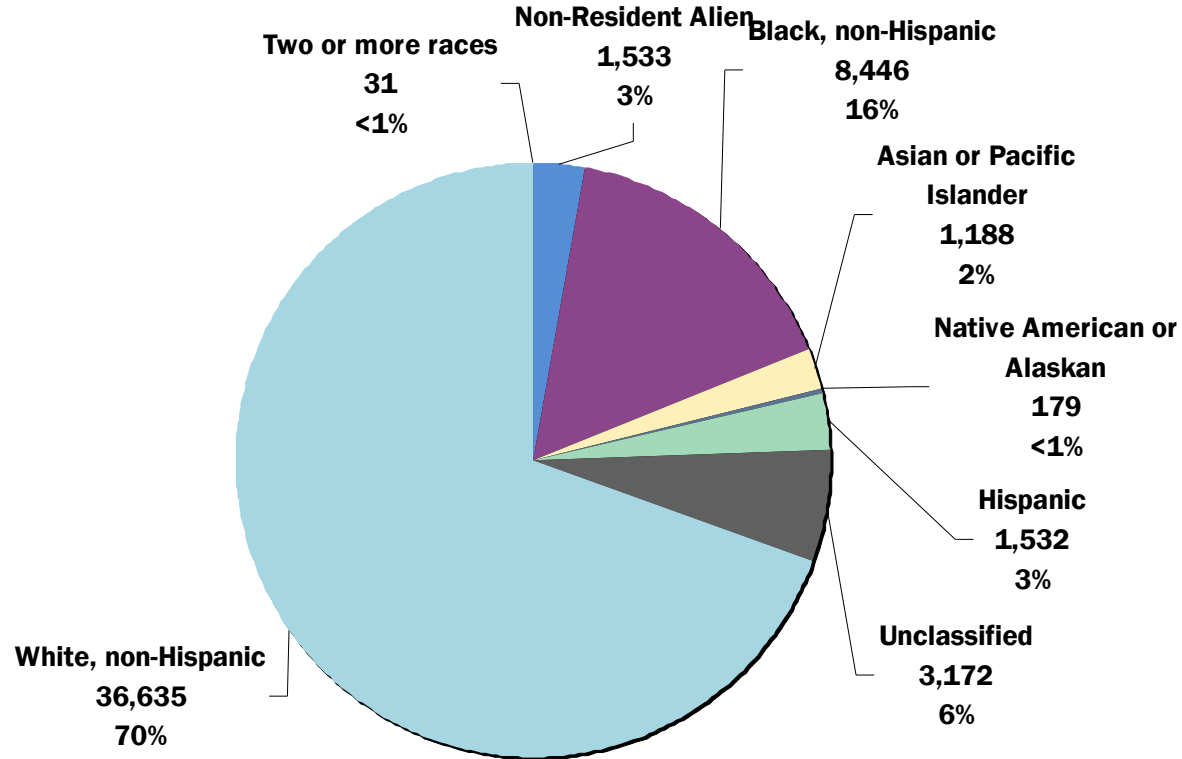
Highlights continued...

- TICUA total enrollment increased 3% from fall 2007 to 2008.
 - Five-year enrollment trend: ↑ 19%
 - Ten-year enrollment trend: ↑ 34%



Source: Fall enrollment report, figures based on headcount, TICUA, fall 2008.

TICUA: Percent of 2008 Undergraduate Enrollment by Race



TICUA: College Affordability



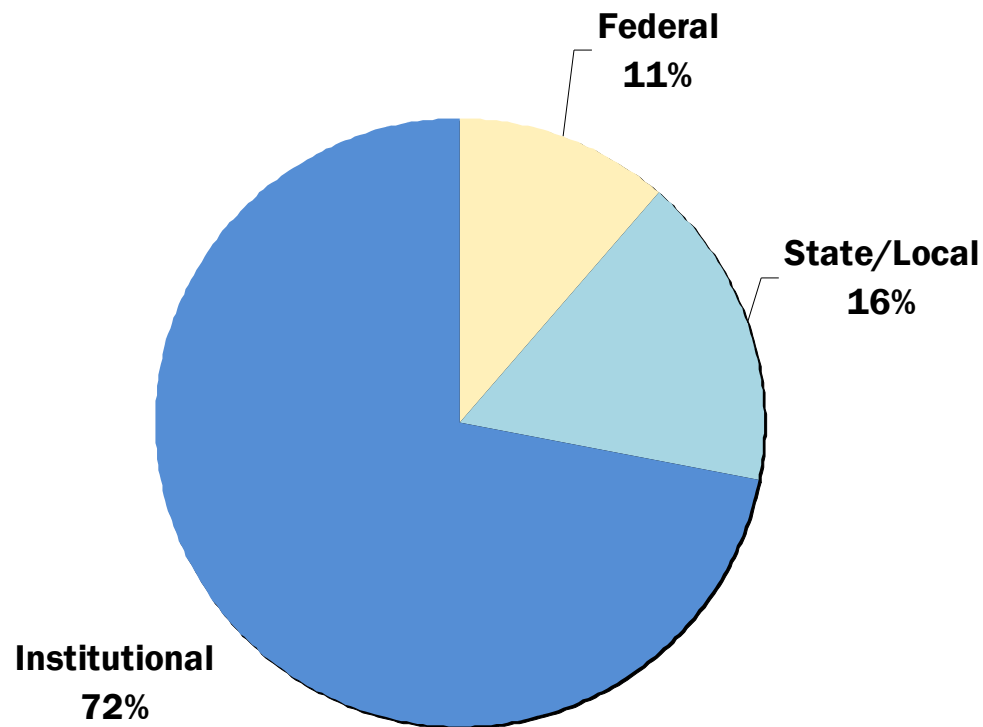
TICUA Highlights: Affordability

- Institutional Aid accounts for about three-quarters (72%) of all grant aid given to students attending TICUA member campuses.
- In 2008, almost 10,800 TICUA students received the State lottery scholarship, and more than 4,480 TICUA students received the Tennessee Student Assistance Award (TSAA).
- In 2008, more than one in four students attending TICUA member institutions received the Federal Pell Grant award.

Source: TICUA, fall enrollment report, 2008. Yearly figures based on fall award data.



Student Financial Aid



Student Financial Aid

Federal Level

- TICUA member campuses:
 - 14,202 TICUA students received the Pell Grant
 - Average Pell Award amount: \$3,671

The Pell Grant is the primary federal grant given to students based on financial need.

Source: TICUA, fall enrollment report, 2008. Yearly figures are based on fall 2008 award data.



Student Financial Aid

State Level

- TICUA member campuses:
 - Number of TICUA students receiving the Tennessee Student Assistance Award (TSAA) : **4,480**
 - Average award amount: **\$4,350**

The TSAA grant is the primary state grant given to students based on financial need.

Source: TICUA, fall enrollment report, 2008. Yearly figures are based on fall 2008 award data.



Student Financial Aid

State Level

- TICUA member campuses:
 - Number of TICUA students receiving the Tennessee Education Lottery Scholarship (TELS) : **10,800**
 - Average award amount: **\$3,984**

The TELS award is based on academic performance, with a financial need component.

Source: TICUA, fall enrollment report, 2008. Yearly figures are based on fall 2008 award data.



Tuition and Mandatory Fees

College Board 2008-09 Average Tuition and Fees (4-Year Private Institutions)	\$25,143
TICUA 2008-09 Average Tuition & Fees (4-Year Private Institutions)	\$17,935
TICUA 2008-09 Tuition & Fees Range	\$7,770 - \$37,005

In 2008-09, tuition and fees at TICUA four-year member colleges and universities averaged 29% less than the national average.

Source: TICUA Tuition and Fee Survey, summer 2008; The College Board, Trends in College Prices, October 2008.



TICUA: College Completion



TICUA Highlights: Completion

- Last year, TICUA member campuses awarded nearly **15,000** degrees ranging from associate's to doctoral.
- TICUA member campuses **award more graduate (master's, first professional, and doctoral) degrees** than any other higher education sector in the state.
- TICUA four-year campuses have **higher 4-, 5- and 6-year student graduation rates** than students attending the State's four-year public colleges and universities.



Percent of Total Tennessee Degrees Awarded by TICUA Institutions

- Associate's degrees—493 of 7,467 (7%)
- Bachelor's degrees—9,969 of 27,247 (37%)
- Master's degrees—3,537 of 8,733 (41%)
- First Professional degrees—565 of 1,313 (43%)
- Doctoral degrees—352 of 1,063 (33%)

Source: TICUA, completion reports, 2007-08 and THEC, December 2008.



TICUA: Contribution to the State's Economy



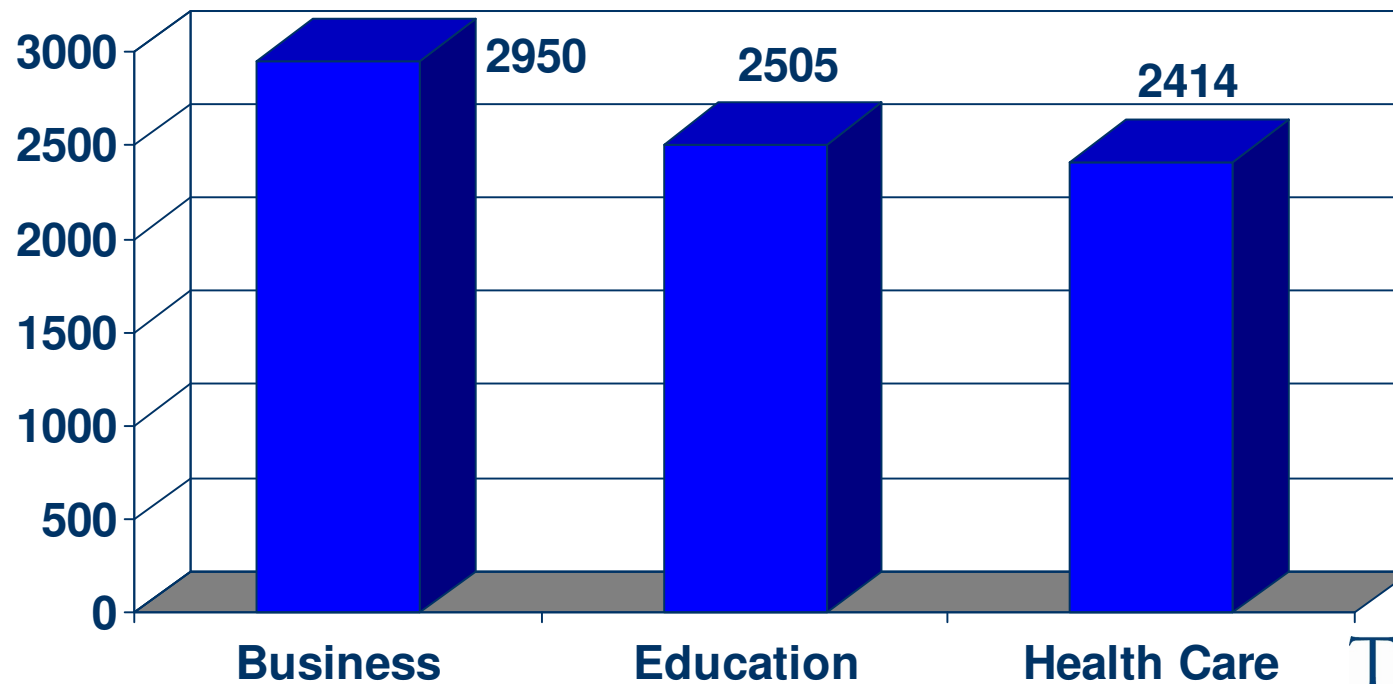
TICUA Highlights:

- TICUA member campuses spend close to **\$4 billion** each year—translating into an economic impact of **over \$7.8 billion**.
- TICUA institutions serve as one of the State's largest employers. Our members employ **over 36,000** faculty and staff.
- The activities of TICUA member campuses sustain an **additional 260,000 jobs** in their local communities.

Source: TICUA economic impact study, fall 2007.



Top Majors of Students Receiving Degrees from TICUA Member Institutions



TICUA



Source: TICUA, completion reports, 2007-08.

TICUA Resources



Additional Information:

- **TICUA Online Services**
 - TICUA (www.ticua.org)
 - TICUA electronic email lists (www.ticua.org/listservs)
 - TICUA Institutional Directory (www.ticua.org/directory)
- **Other**
 - College for Tennessee (www.collegefortn.org)
 - Tennessee Student Aid Alliance (www.tnsaa.org)



TICUA Staff: Contact Information

Dr. Claude O. Pressnell, Jr.
President
pressnell@ticua.org

Dr. Susanna L. Baxter
Chief Operating Officer
baxter@ticua.org

Joan Chappell
Director of Administration
chappell@ticua.org

C. Gregg Conroy
Executive Director
TICUA Benefit Consortium
conroy@ticua.org

Dr. Patrick L. Meldrim
Senior Director
Research and Public Affairs
meldrim@ticua.org

Amy Heckman
Assistant Director
Research and Technology
heckman@ticua.org

Darlene Thornton
Administrative Coordinator
TICUA Benefit Consortium
thornton@ticua.org



<http://www.ticua.org>