

## Get ready now for our 31st season of great consignment shopping!

Encores and More is Middle Tennessee's favorite consignment sale! At our Spring sale we had over 700 consignors and more than 60,000 items to choose from.

Come shop our mega selection of clothes, toys, books and equipment in our enormous store space on Highway 96 in Franklin, right off I-65 at exit 65.

### **Important New Information!!**

1. We are excited to be back in this great space and conduct **both the children's and the adult sale AT THE SAME TIME once again.** It is air-conditioned, with great lighting and parking. This is a prime location on Highway 96, just past McDonalds, in the Big Lots shopping center. We had a great sale in the spring and expect an even better one this time!
2. Remember, **all adult/home décor items must have the letter "A" at the end of the consignor number.** Example: kids item = 202, adult item = 202A. Drop-off dates are exactly the same as the children's drop-off. We want you to consign in both sales, but please do so wisely. If you only put one item in, you won't cover the fees, so bring at least \$50 worth to make it worth your while. We do charge a participant's fee for each sale, just as we've always done, but don't forget, there is an easy way to have your fee waived at the adult sale. Check the adult website for details.
3. **New Online tag form!!** You can now print your tags on your own computer, complete with consignor number, price, and bar code. No more waiting in line for labels or emailing for them! Please make use of this time saver—it will also reduce the margin of human error, increasing the accuracy of your earnings check.
4. **Our Presale is on Friday, July 18** at 5pm, guests at 8pm. Remember during presale, no children under age 10 allowed, be sure to bring their measurements with you. On July 19, 1st Time Moms shop at 9am, open to the public at noon.
5. **Early shopping!!** We always need volunteer workers, so go to the worker page on our web site if you want to be an early shopper. We'll have some 4 hours shifts, also off-site opportunities such delivering racks or lending us your tables.
6. Save time at drop-off—**please bring your non-hanging items in disposable boxes or bags.** Please drop-off shoes in a separate container to make inspection quicker. Also, remember do not package shoes or books in plastic bags. They get separated from their price tag so easily--then we cannot sell them nor give them back to the proper consignor.
7. Bargains on New School Uniforms! Encores is a great place to both sell and buy the basics your kids will need. This sale we'll have a **special shipment of new standard school attire** shirts, pants, and skirts in a variety of colors/sizes.

### **How To Consign:**

#### **Step 1. Consignor Number - get a new number each sale**

- **Get your number immediately on our web site: [www.encoresandmore.com](http://www.encoresandmore.com)**
- Only if necessary, call (615) 587-4619

#### **Step 2. What to Sell**

Choose wisely, as all items will be inspected for cleanliness, defects, and proper tagging.  
(Minimum of 15 items)

#### **Acceptable Items:**

- Fall and Winter Clothing
  - Boys sizes Infant thru 20
  - Girls sizes Infant thru Junior  
*Jr. clothing must be age appropriate*
  - Clothing sizes 12 months and under  
*Limit 15 hanging items per sex per consignor*
  - Sleepers - only 100% Cotton -  
*Limit 5 per consignor*
  - Maternity - *Limit 6 per consignor*
  - Clean Equipment - beds, strollers, high chairs, furniture, etc.
  - Seasonal Shoes, Sports Equipment
  - Toys, books, videos, games, CDs, DVDS (Please do not bag them, tie sets with string as seen on the web site, no more than 2 per set)
- Any kid's item in good condition!

#### **What Not to Sell:**

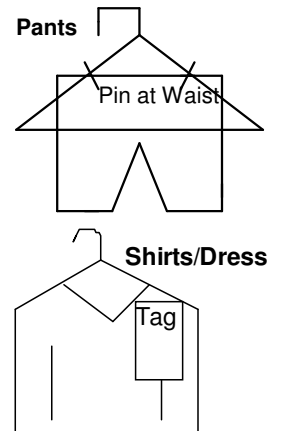
*If any of the following are consigned, they will be donated to charity:*

- Out-of-date clothing - nothing over 5 years old – it will not sell
- Tee shirts unless they are brand names or logos (Braves, Titans, Old Navy, Nike, etc.)
- Battery-operated toys without batteries
- Mobiles (unless in original box)
- No sleepers in plastic bags
- No Stuffed Animals or Grab Bags
- Items with stains, missing or broken parts
- Bedding sets not completely encased in sturdy plastic (such as the zippered bags it was originally packaged in)

### Step 3. How to Price and Tag

**Price:** You set the price of all items: PRICE TO SELL! Use \$1.00 increments, no .50 cents, .99 cents, etc. (if you are donating your unsold items, please consider not using ND on them) Ask yourself "Would I buy these items at the price I am asking?"

**Hangers:** Clothing must be on **wire** hangers. Cleaners will give you hangers if you ask. With the hanger hook pointing to the left (see picture) place tag on the right shoulder. Twelve months & smaller can be on plastic hangers. Pin sets securely together by hanging the shirt first, then turn the hanger over and pin the pants by the waist (see picture) to the **backside** of the hanger, with the pin catching the hanger to support the pants.



**Cards:** Please use our online tag form to print your tags! If you must hand-write them, use 3 X 5 Index cards only! Fill out cards according to the diagram. Pin index cards vertically on the right shoulder as you look at the hanger. No writing in the top 1/3 of the card. Be sure all writing is below the pin. Make sure your consignor number is correct and on each item. Use the middle of the card to give a short description of the item, including a brand name. Do not make any changes or corrections once tags are completed. This is for your own protection. Make a new tag if a change is necessary. Bar codes will be added to the tags at drop-off if you don't print tags at home.

|                         |              |
|-------------------------|--------------|
| Pin will go here        |              |
| Con#                    | Size         |
| X                       | Gender/Type  |
| Description             |              |
| Price                   |              |
| Leave Blank For Barcode | Optional: ND |

Put size here. Use a number, no S, M, or L (exceptions: men's shirts, maternity)  
Put gender or type below size: Girls, Boys, Jrs, Maternity, etc.

ND means No Discount on Half Price Day. Use red ink

**Pins:** Use one inch or larger safety pins on the tags (no tiny gold pins) placing the pin horizontally and catching the card **twice**. On higher-priced items, you may want to doubly secure the pin to your tag by placing a brightly colored sticker to cover the pin and adhere it to the card. (See our website for more details.)  
Secure loose garments to the hanger with safety pins.

**Non-Clothing Items:** Group small items together in a Ziploc bag, card pinned on the outside. For shoes, pin shoes together with a large pin or twist tie, then pin tag to the connecting pin. Scotch/masking tape won't hold and your tags will be lost if not securely attached. Do not put shoes or books in plastic bags.

#### \*Special Notes\*

- \*Clothes that are **clean, smell fresh, and pressed**, with buttons and zippers closed, look newer & generally sell better. Closing buttons will keep them from being torn off by other hangers that get caught in them, and having zippers fastened allows the item to hang properly on the hanger.
  - \***Sets** tend to sell better (under size 10) than separate items, so match up separates if you can.
  - \***Shoes** must be clean & in excellent condition.
  - \***Toys** which require batteries must include them.
  - \***Baby furniture, equipment, and toys** should be clean, have all parts, and any small pieces should be in a Ziploc bag, securely attached to the main part with packaging tape or ribbon.
  - \***Clear packaging tape** is great for securing the bags so small hands can't reach in. Please don't use masking or scotch tape, it will not hold.
  - \***Equipment** needs to be completely assembled at drop-off.
  - \*If you bring a **car seat**, please call the Dept of Transportation at 800-424-9393 to make sure it has not been recalled.
- \*Please help us maintain high standards by checking your items before bringing them in.

#### Step 4. Drop-Off

**General Drop-Off Hours:** Fri. July 11 10am-4pm  
Saturday, July 12 10 am - 4 pm  
Sunday, July 13 Noon - 6 pm

#### Appointment Only:

Wed-Thurs. July 9-10 9am - 4 pm  
Monday, July 14 10am -1pm

To schedule an appointment, click on "Become a Consignor" on our site: [www.encoresandmore.com](http://www.encoresandmore.com). Bring a **self addressed stamped envelope** for your check! You will need to hang your clothes in the correct sizes at drop-off. Please allow plenty of time to drop-off, especially if you don't have bar codes on your tags. Bring items in boxes/bags-- group shoes in a separate container

#### Step 5. Pre Sale

**Friday, July 18** 5pm for consignor passes  
8pm for guest passes

#### Step 6. Pick-Up:

**Sunday, July 27 11am- 2pm**

All items must be removed on July 27. If you don't want your items donated, you or your friends/family **must** pick them up by **2pm**. After that time, any remaining items will be donated. **Consider allowing items to go half price that you plan to donate.**

*Don't Forget!!*  
**Encores and More Consignment**  
**9<sup>th</sup> Semi-Annual Adult Clothing/  
Home Décor Sale**

**Same Dates as Kids Sale!!!**

"Get Paid to Clean Out Your Closet!!!"

We are excited to bring you our Fall & Winter Adult/Home Décor Sale!! We will be back at the same great location in the former Trees N Trends store on Highway 96 in Franklin. Once again, we are excited that the children's and the adult sale will be conducted at the same time! See the back page of the flyer for dates and times. Also, see the front page of the flyer for important new information such as our new online tagging form. Thanks to our great consignors, the Fall sale was a huge success. We had over 300 consignors and over 10,000 items. You need to consign with us! You will be paid 60% of your selling price. (Minus a \$10 participation fee. Check the website for info on how to waive this fee by bringing a new consignor.)

**How To Consign: Step 1. Consignor Number**

Get your number immediately on our web site: [www.encoresandmore.com](http://www.encoresandmore.com) (click on Adult Sale)

\* Only if necessary, call 587-4619

You can use the same number for both the kid's and adult sale. **However you must place an "A" at the end of your consignor number on all adult clothing and home décor items.** For example, kid's items will be marked "202" and adult items will be marked "202A"

**Step 2. What to Sell**

Choose wisely, as all items will be inspected for cleanliness, defects, and proper tagging. If any consigned item does not meet these criteria, it will be donated to charity.

**Think upscale, not garage sale!**

**Acceptable Items:**

- Adult Clothing- Men, Women, Juniors - 3 yrs or newer (Limit 15 hanging items per sex per consignor)
- Fall & Winter clothing in spotless condition.
- Shoes and Accessories- Clean and Pristine (Shoes limit 5 pairs per sex per consignor)
- Jewelry- Untarnished
- Home Furnishings- Furniture, Lamps, Tables, Sofas, Chairs,
- Recliners, Exercise Equipment, Appliances (in working condition), Office Furniture, etc.
- Christmas Accessories

**Unacceptable Items:**

If any of the following are consigned, they will be donated to charity:

- Out of date clothing
- Tee shirts unless they are brand name or logos (Titans, Old Navy, Nike etc.)
- Grab bags
- Items with stains, missing or broken parts, bedding/linens not completely encased in sturdy plastic.

\*Please help us keep high standards by checking your items before bringing them in.

**Step 3. How to Price and Tag**

See children's section step 3 and also see children's section \*Special Notes.

**Step 4. Drop Off**

**General Drop Off Hours:**

General Drop Off: July 11-13

Appointment Only: July 9, 10, 14

See children's section step 4 for more details and hours.

Bring a **self addressed stamped envelope**.

You will need to hang your clothes in the correct sizes at drop-off. You will also put bar codes on your tags at that time, so please allow plenty of time to drop-off.

**Step 5. Pre Sale - Friday, July 18**

5pm for consignor passes.

You will receive two passes to the presale that is for consignors only on Friday, July 18 at 5pm. You can shop with your spouse or a friend at the same time. (Please note: One adult per pass. No children under 10 at the presale.)

**Step 6. Pick-Up**

**Sunday, July 27 11-2pm**

When picking up unsold items, clothing will be sorted into numbers within each individual size, but other items will be sorted into the 100's. Encores and More is to vacate the building on Sunday, July 27. If you don't want your items donated, you or your friends/family must pick them up by 2pm. After 2pm, any remaining items will be donated. Consider allowing items to go half price that you plan to donate. Checks will be mailed August 10<sup>th</sup>.

**[www.encoresandmore.com](http://www.encoresandmore.com) - click on Adult Sale**

## Do you want to be a consignor at our Children's Sale? Join us!


Make \$\$ from discarded clothes, toys, furniture, etc.

Shop before our public opening! You will receive a pass to the presale that is for consignors only on Friday July 18 at 5pm and a guest pass for entrance at 8pm. (Please note: One adult per pass. **No children under 10 at the presale.** Bring their measurements with you!)

The advertising, location, and business hassles are taken care of for you.

You will be paid 70% of your selling price. (Minus a \$12 participation fee.) Your profits will be mailed August 10th.

## NEW DATES AND TIMES!! Children's and Adults Sales are simultaneous!!



### Consignor's Presale:

July 18

#### **Friday**

5pm for Consignor Passes

8pm for Guest Passes

### First Time Moms Sale

Saturday, July 19 9am

### Public Sale Dates:

#### Saturday:

July 19

Noon – 8pm

#### Sunday:

July 20

Noon – 6pm

#### Monday – Thursday

July 21 – 24 10am – 8pm

### Friday – 25% off

July 25


10am – 8pm

### Half Price Day:

Saturday, July 26

8am – 3pm

### Essex Liquidation Sale: Tues-Sat, July 29 – August 2



Where? Highway 96, Franklin  
Former Trees N Trends Store

[www.encoresandmore.com](http://www.encoresandmore.com)