


Preparing for your Lifetouch portrait session

Portrait Guide



Lifetouch[®]

Serving You by
Connecting Families™




Lifetouch photography

Celebrate family


Lifetouch has been a trusted provider of family photography for over 70 years. We know how important portraits are to you and your family—they become priceless family treasures. We also know it may have been years since you and your family have had a professional portrait taken so you want to make sure they turn out great!

Enclosed are some tips and ideas to prepare for—and get the most out of—your upcoming professional Lifetouch photography session.



Be yourself!

Classic, casual, musical,
sporty, fun...it's up to you!



creativity is encouraged!



getting ready

Clothing

Wear what you feel great in, whether it's casual or formal clothing. Solid colors work best. Avoid busy patterns: they can distract from your face. Some poses are close up, others full length, so plan outfits completely including shoes.

As a general rule, darker clothes are slenderizing. Be careful of baggy clothes that might make you look larger than you are. Sleeveless shirts tend to make your arms look fuller. V-necks are always flattering. Wear a dark t-shirt under dark shirts—a white t-shirt under a dark shirt stands out in a portrait.

Hair

Avoid changing your hairstyle or cutting your hair right before your session. Let it be natural. Your photographer will help you identify improperly placed hair, but make sure you like the look and let the photographer know your preferences.

Jewelry

Wear your special jewelry: necklaces, rings, bracelets, etc. Mention to the photographer if they have special meaning and you would like have them show in your portrait.

Make-up

Apply make-up as you would normally would for an evening out. Pay special attention to your eyes: the focal point in a portrait. An extra coat of mascara can help bring out your eyes. Bring lipstick and powder for touch-ups.

Glasses

If you wear glasses all the time, you'll want to have them in your portraits. That's the real you!

Complexion

Lifetouch offers portrait retouch that can soften facial lines and correct blemishes and scratches, scars, etc. We can also whiten teeth and eyes.

More choices



full color with vignette



black & white



sepia

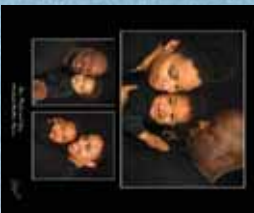


Did you know?

- You may invite grandparents and other family members/loved ones to join your portrait sitting (even if they are not members).
- With permission of your organization, you may bring your household pet to your portrait session. We know they are part of the family!
- You can bring meaningful items that express your individuality. Some popular choices are: sports equipment, musical instruments, hobby items, special toys or books.
- Portraits make excellent gifts!

Lifetouch offers a variety of products

products
may vary



Lifetouch offers portrait greeting cards

products may vary

Studio Series cards



Traditional cards



*portraits
make a
house a home*

*we look forward
to seeing you*

Your
portrait
session:

Date: _____

Time to Arrive: _____

Portraits will be taken at our location. Plan for one hour for check-in, photography and portrait selection.

You will view your images and have the opportunity to purchase additional portraits (without obligation).

At your photography session, we accept CASH, CHECK or:



U.S. Only



U.S. Only

www.lifetouch.com

Rev 6/10 • 300-00968

lifetouch[®]
Serving You by
Connecting Families